HOPE SCHOLARSHIP

WEST VIRGINIA

Annual Report | 2025-2026 School Year

A PROGRAM OF THE
WEST VIRGINIA STATE
TREASURER'S OFFICE

This page is intentionally left blank.

LETTER FROM THE CHAIRMAN

The Hope Scholarship Program continues to evolve as more West Virginia families take advantage of the opportunity to choose an educational path that best meets the needs of their children. During the 2025–2026 school year, we saw continued growth in participation, along with strong feedback from families who value the flexibility the program provides.

As a father of six children, I know firsthand that every child learns differently. There is no single educational setting or approach that will work best for every student. That is why the Hope Scholarship is so important. It gives parents greater flexibility to tailor an individualized learning experience for their child, whether that means attending a private or parochial school, participating in a microschool, learning from home, or pursuing another form of individualized education.

Our focus during this past year has been on welcoming more students to the Hope Scholarship Program. Beginning with the 2026–2027 school year, eligibility expanded to include West Virginia students who previously may not have qualified, including existing private school and traditional homeschool students. The program had already received more than 25,000 approved applications for the 2026-2027 school year by late August, nearly doubling participation from the previous year.

As participation continues to increase, we remain committed to listening directly to the parents who use the program. Nearly 900 families responded to our 2025–2026 Parent Satisfaction Survey, with a majority reporting overall satisfaction with the Hope Scholarship Program, including its customer service, purchasing process, and communication about important updates and deadlines. Families identified a variety of reasons for choosing the Hope Scholarship, reinforcing that parents use this program in different ways based on what they believe will best serve their child.

That feedback is important because the continued success of the Hope Scholarship should not simply be measured by how many students participate. It should also be measured by whether we are giving families the tools, resources, and support they need to make meaningful educational choices.

For West Virginia to build a more prosperous future, education must remain a top priority. That means supporting innovation, listening to families, and recognizing that students can succeed in many different educational environments. Our responsibility is to keep students at the center of those decisions and ensure families have access to opportunities that can help their children thrive.

I want to thank the Hope Scholarship Board, our dedicated staff, participating schools and education providers, and most importantly, the thousands of West Virginia families who place their trust in this program. As the Hope Scholarship enters its next chapter, my team and I remain committed to improving the program, responsibly managing its continued growth, and helping every participating child pursue a bright future.

Sincerely,

Larry Pack

Larry Pack
West Virginia State Treasurer
Chairman, Hope Scholarship Board

WEST VIRGINIA STATE
TREASURER'S OFFICE

TABLE OF CONTENTS

Hope Scholarship Board of Directors 1

Program Overview 2

2025-2026 Impact Summary 4

Hope Scholarship Parent Satisfaction Survey 7

Recipient & Financial Highlights 15

- Recipient Demographics 16
- Academic Progress 20
- Financial Summary 21
- Payment Comparison 22
- Payment Highlights 23
- TheoPay Highlights 25
- Reimbursement Summary 27
- Payment Distributions 28

Appendix 31

- Nonpublic School Payments (Alphabetical) 32
- Microschool Payments (Alphabetical) 37
- Education Service Provider Payments (Alphabetical) 39
- Total TheoPay Spending (by Vendor) 51
- Awarded Applications (by ZIP Code) 56

HOPE SCHOLARSHIP BOARD OF DIRECTORS

Larry Pack
Chairman/
West Virginia State Treasurer

Mark A. Hunt
WV State Auditor
Designee: Michael Cook

John B. McCuskey
WV State Attorney General

Michele Blatt
WV State Superintendent of Schools
Designee: Dustin Lambert

Sarah Tucker
Chancellor of Higher Education
Designee: Brian Weingart

Jill Upson
Director of the Herbert Henderson
Office of Minority Affairs

Alice Bonnell
Parent

Jamion Wolford
Parent

PROGRAM OVERVIEW

What is Hope Scholarship?

West Virginia's Hope Scholarship is an educational savings account program available to qualified kindergarten through 12th grade students in the state. It's designed to allow parents and guardians to use the state portion of their child's education funding to tailor a learning experience that works best for their child.

Who is eligible?

During the 2025-2026 school year, eligible Hope Scholarship applicants were required to be West Virginia residents and meet one of the following requirements:

- Enrolled full-time in a public elementary or secondary school program for the entire preceding academic year;
- Enrolled full-time and attended a public elementary or secondary school program in the state for at least 45 consecutive calendar days during an instructional term at the time of application. (The student must have remained enrolled and attending public school until a decision was reached on their application.); or
- Eligible to be enrolled in kindergarten for the 2025-2026 school year.

Eligibility Expansion

In accordance with state law, it was announced in July 2024 that eligibility would be expanded for the 2026-2027 school year. As a result, existing private school and traditional homeschool students who were not previously eligible for the program are eligible to apply in the 2026-2027 school year. Read more about this announcement on page 5. Note that all future eligibility requirements are subject to changes to state law, legislative rules and governing board policies.

How do students apply?

Applications and program information are available online at www.hopescholarshipwv.gov. The Hope Scholarship Program accepts applications year-round with the scholarship award amount based on the quarterly application window detailed on the website.

How is the Hope Scholarship distributed?

During the 2025-2026 school year, Hope Scholarship families had access to an online portal account for each eligible student. Funds were loaded to the student's account twice a year (August 15 and January 15). For students who were awarded a prorated amount of Hope Scholarship funds after one of the two primary funding dates, the Board deposited the prorated funds as soon as feasible. Please note that for the 2026-2027 school year, the distribution periods have been change to quarterly distributions instead of twice a year.

How is Hope Scholarship money spent?

Families spend their Hope Scholarship money directly through the Hope Scholarship online portal with participating schools, education service providers, and vendors for qualifying educational expenses. Below is a list of some common qualified expense. (The full list can be found in the **Parent Handbook** online.)

- Tuition and fees for private school, non-public online programs, or alternative education programs
- Services provided by a public school (extracurricular, individual courses)
- Tutoring services
- Fees for standardized or advanced placement exams
- Fees for preparation courses
- Educational services and therapies
- Supplemental materials (supplies, textbooks)
- Fees for after-school or summer education programs
- Any other qualifying expense as approved by the Board

The Board has also published a list of non-qualifying/ unallowable expenses that can be found **online**.
Hope Scholarship funds are not sent to the parents. Reimbursements for payments made out-of-pocket with non-Hope Scholarship funds are only considered in limited circumstances as defined in the Hope Scholarship Reimbursement Policy.

What happens to unspent scholarship money?

Remaining Hope Scholarship funds rollover into the new school year as long as a student remains eligible for the program and submits the required Continued Participation Confirmation by the appropriate deadline. If a student does not participate in the program the following year, unused funds are returned to the state.

2025-2026 IMPACT SUMMARY

Hope Scholarship Impact

The Hope Scholarship grew from 2,333 students during its first year to more than 14,400 participants for the 2025-2026 school year, the program's fourth year.

14,486
Total Scholarships Awarded

1,640	Ineligible
2,395	Expired*

*Applications marked as Expired were initially awarded but the student subsequently decided not to participate in the program at some point during the 2025-2026 school year.

Annual Scholarships Awarded

The Hope Scholarship Program had significant year-over-year growth. Program participation grew from 10,530 students in 2024-2025 to 14,486 students in 2025-2026.

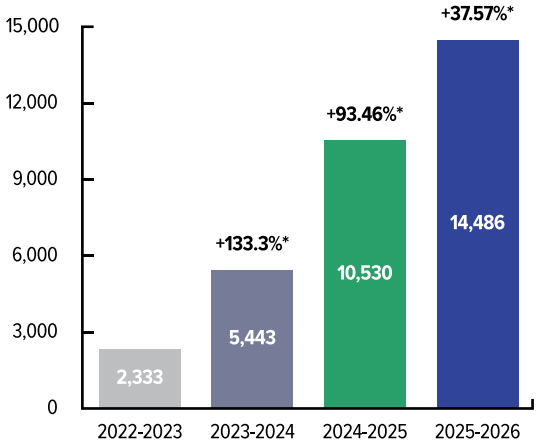

*Indicates percentage increase from previous school year.

Annual Scholarship Amount

The Hope Scholarship award amount varies each school year depending on the amount of state aid funding per pupil provided to county boards of education for public school students. The scholarship amount for the 2025-2026 school year per pupil was set at $5,267.38. The chart shows how that number has changed (based on the state aid funding formula) over the life of the scholarship program.

School Year	Award Amount
2025-2026	$5,267.38
2024-2025	$4,921.39
2023-2024	$4,488.82
2022-2023	$4,298.60

2025-2026 IMPACT SUMMARY

Hope Scholarship Eligibility Expansion

While the 2025-2026 academic year saw limited eligibility for West Virginia students, state law allowed for eligibility to be expanded to all West Virginia children during the 2026-2027 school year. In March 2026, State Treasurer Larry Pack announced that applications were open for all West Virginia children in grades K-12 for the Hope Scholarship Program for the 2026-2027 academic year.

That means existing private school and traditional homeschool students who were not previously eligible for the program are eligible to apply for Hope Scholarship, which provides funding to students exercising school choice in lieu of attending public school full-time.

"What a great day to welcome thousands of new families to the Hope Scholarship Program. Our goal has always been to continue to lead the nation in educational freedom and innovation. Today is another step to providing more options to parents that best suits their child's unique needs," Treasurer Pack said. "We want to thank everyone who has worked tirelessly to get to this point. This was a team effort that will have a positive impact on thousands of kids in West Virginia for years to come."

Program participation grew from 2,333 students during the first year of the program in 2022-2023 to over 14,400 current participants for the 2025-2026 school year. There are currently over 300 participating nonpublic schools and microschools as well as over 1,300 non-school providers in the Hope Scholarship Program, providing a variety of educational options for students.

Families are reminded to notify the Hope Scholarship Board via email at **hopescholarshipwv@wvsto.gov** if they are awarded the Hope Scholarship but ultimately decide to remain in public school.

Recipient Testimonial

"The Hope Scholarship has given our family the **ability to make education fit our child**, rather than trying to make our child fit into one specific educational model. As a homeschooling family, having the flexibility to choose curriculum and educational resources based on her individual strengths and areas where she needs additional support, **has been incredibly valuable.**"

-Emily Ripley, *Parent from Cabell County*

HOPE SCHOLARSHIP PARENT SATISFACTION SURVEY

KEY HIGHLIGHTS

96%

of Hope parents satisfied with the Hope Scholarship program

88%

of those who sought assistance were satisfied with Hope Scholarship customer service

Top Reasons for Choosing Hope Scholarship

1. Religious-based education
2. Concerns about public school curriculum
3. Greater flexibility

Top Expenses Using Hope Scholarship

1. Curriculum
2. Nonpublic School Tuition
3. Technology
4. Digital Courses/Subscriptions

4 out of 5

PARENTS REPORTED NO DIFFICULTY WITH THE APPLICATION PROCESS

PARENT FEEDBACK

"I'm extremely impressed with the ease of the application process. I like the Plaid residency verification minus the small delay it had with realizing it was verified and being able to move on with the application. I love the excellent email communication reminders and status updates."

SURVEY RESPONSES

During the 2025-2026 school year, the Hope Scholarship Program distributed a Parent Satisfaction Survey to all participating families. The 13-question survey was completed by 893 participating families.The purpose of the survey was for families to provide detailed feedback of their experience with the Hope Scholarship Program. Below are the results.

For the 2025-2026 school year, please rate your overall satisfaction with the Hope Scholarship Program as a whole.

Satisfaction Level	# of Responses	Percentage
Very satisfied	693	77.60%
Satisfied	168	18.81%
Neutral	19	2.13%
Unsatisfied	13	1.46%
Grand Total	893	100.00%

96.42% of respondents were satisfied or very satisfied with the Hope Scholarship Program.

For the 2025 – 2026 school year, how satisfied are you with the communication from the Hope Scholarship Program regarding Hope Scholarship Board updates, important deadlines, and general reminders?

Satisfaction Level	# of Responses	Percentage
Very satisfied: All updates have been communicated well.	663	74.24%
Satisfied: Most updates have been communicated well.	189	21.16%
Neutral	35	3.92%
Unsatisfied: Most updates are not communicated well.	5	0.56%
Completely unsatisfied – No updates are communicated well.	1	0.11%
Grand Total	893	100.00%

95.41% of respondents were satisfied or very satisfied with the communication from the Hope Scholarship Program.

For the 2025 – 2026 school year, how satisfied are you with the availability and delivery times of TheoPay orders placed in the new Hope online portal?

Satisfaction Level	# of Responses	Percentage
Very satisfied	367	41.10%
Not applicable - I did not use TheoPay to purchase items	257	28.78%
Satisfied	184	20.60%
Neutral	58	6.49%
Unsatisfied	21	2.35%
Completely unsatisfied	6	0.67%
Grand Total	893	100.00%

Of respondents who utilized TheoPay, 86.64% were satisfied or very satisfied with the availability and delivery times of TheoPay orders.

SURVEY RESPONSES

For the 2025 – 2026 school year, how satisfied are you purchasing educational services in the closed marketplace in the Hope online portal?

Satisfaction Level	# of Responses	Percentage
Not applicable – I did not use the closed Marketplace in the Hope online portal.	390	43.67%
Very satisfied	263	29.45%
Satisfied	153	17.13%
Neutral	65	7.28%
Unsatisfied	18	2.02%
Completely unsatisfied	4	0.45%
Grand Total	893	100.00%

Of respondents who utilized the closed marketplace, 82.70% were satisfied or very satisfied with purchasing educational services in the marketplace.

For the 2025 – 2026 school year, how satisfied are you with the customer service provided by the Hope Scholarship Engagement Center and Hope Scholarship Board?

Satisfaction Level	# of Responses	Percentage
Very satisfied: I quickly received assistance and was able to resolve my issue(s).	409	45.80%
Not applicable – did not request assistance	267	29.90%
Satisfied: I received assistance as needed to resolve issues.	143	16.01%
Neutral	49	5.49%
Unsatisfied: I often had to wait long periods of time for assistance or had to reach out multiple times to resolve my issue(s).	21	2.35%
Completely unsatisfied: I always had to wait long periods of time for assistance, had to reach out multiple times to resolve issues, or have never been able to get my issue fixed.	4	0.45%
Grand Total	893	100.00%

Of the respondents who requested assistance, 88.18% were satisfied or highly satisfied with the customer services provided by the program.

PARENT FEEDBACK

"Both of my kids and myself have had nothing but a great experience with the **Hope Scholarship**! I really feel like it is such an amazing opportunity for kids in WV. Some of these children may not be able to afford education opportunities without the scholarship. I am hoping the scholarship continues and is able to bless even more families."

SURVEY RESPONSES

Are there any aspects of the Hope Scholarship Program requirements that have been confusing? You may select more than one option from the list below.

Requirement	# of Responses	Percentage
No, the requirements are clear.	629	57.87%
Qualifying Expenses	125	11.50%
Reimbursements	90	8.28%
Completing the Continued Participation Confirmation	77	7.08%
Annual academic reporting requirements	62	5.70%
Filing the proper Notice of Intent with the County Board of Education	53	4.88%
Scholarship funding	24	2.21%
Completing the initial application	17	1.56%
Eligibility requirements	10	0.92%
Grand Total	1087	100.00%

629 out of 893, or 70.44%, of survey respondents indicated the program requirements were clear. The other requirements listed as confusing (458) were by the remaining 264 survey respondents.

If you found the application process difficult, what areas were most challenging? You may choose more than one option.

Challenging Area	# of Responses	Percentage
N/A – I didn't find the process difficult.	748	78.99%
Using the Plaid option for residency verification	73	7.71%
Receiving updates regarding a submitted application	46	4.86%
Understanding what documents to upload	28	2.96%
Other	26	2.75%
Understanding the deadlines to submit the application	11	1.16%
Submitting the application online	10	1.06%
Accessing the application online	5	0.53%
Grand Total	947	100.00%

748 out of 893, or 83.76%, of survey respondents indicated they didn't find the application process difficult. The other areas listed as challenging (199) were by the remaining 145 survey respondents.

PARENT FEEDBACK

"I'm very grateful to have these resources to better provide a well-rounded educational experience for my child. It makes our days easier to have the right supplies and the freedom to choose our curriculum. To learn at my child's pace and follow their passions. And the ability to spent these years together is priceless. [**Hope Scholarship**] makes it not only possible, but easeful."

SURVEY RESPONSES

How was your experience selecting a nonpublic school or microschool and paying tuition in the Hope online portal?

Level of Difficulty	# of Responses	Percentage
Very easy	514	57.56%
Not applicable – my child did not attend a private school or microschool.	257	28.78%
Somewhat easy	77	8.62%
Neutral	35	3.92%
Somewhat difficult – I needed extra support to complete.	7	0.78%
Very difficult – I needed extra support to complete and the issue is still unresolved.	3	0.34%
Grand Total	893	100.00%

92.92% of survey respondents who had children attending a private school or microschool found the experience selecting their school to be very easy or somewhat easy.

Please select the top three Hope Scholarship qualifying expenses that are most important to your child's education.

Qualifying Expense	# of Responses	Percentage
Curriculum	692	25.83%
Nonpublic school tuition	559	20.87%
Technology	480	17.92%
Digital courses/subscriptions	289	10.79%
Other	288	10.75%
Tutoring	182	6.79%
Microschool tuition	122	4.55%
Therapy	67	2.50%
Grand Total	2679	100.00%

Did you experience any of the following county board of education compliance issues during the 2025-2026 school year?

Compliance Issue	# of Responses	Percentage
I did not experience any county board of education compliance issues.	845	94.62%
Delay in recording of your student's Hope Scholarship Notice of Intent which led to a delay in your student's funding.	28	3.14%
Delay in recording your student's annual academic progress which resulted in your student receiving a 45-day closeout letter.	14	1.57%
Delay in providing your student a WVEIS identification number which resulted in your student being in a different funding/application window.	6	0.67%
Grand Total	893	100.00%

94.62% of respondents said they had no compliance issues with the county boards of education during the 2025-2026 school year.

SURVEY RESPONSES

If you experienced a county board of education compliance issue during the 2025-2026 school year, how quickly was the issue resolved by the county board of education?

Compliance Issue	# of Responses	Percentage
It was resolved quickly upon identification of the issue.	190	78.19%
It was eventually resolved.	25	10.29%
It was resolved after I sought assistance from the West Virginia State Treasurer's Office/Hope Board Staff or West Virginia Department of Education.	16	6.58%
It was never resolved.	12	4.94%
Grand Total	243	100.00%

Although only 48 respondents indicated they had experienced a county board of education compliance issue, in the follow-up question, 243 people responded to the question about the resolution of an issue.

Why did you choose to utilize the Hope Scholarship Program for your child's education? Although multiple reasons may apply, please pick the primary reason from the list below.

Reason for Utilizing the Hope Scholarship Program	# of Responses	Percentage
I wanted to be able to provide a religious-based education for my child.	308	34.49%
I had concerns about public school curriculum.	127	14.22%
I wanted more flexibility with my child's education.	90	10.08%
Other	74	8.29%
I had concerns regarding the influence of other students and adults on my child.	70	7.84%
I wanted a smaller class size for my child.	53	5.94%
My child needs additional services/support not available in public school.	49	5.49%
I had public school bullying concerns.	44	4.93%
I had public school safety concerns.	27	3.02%
I wanted to spend more time with my child.	18	2.02%
I had issues with a public school teacher and/or administrator.	16	1.79%
My child has medical issues.	15	1.68%
I wanted to send my child to school in a more convenient location.	2	0.22%
Grand Total	893	100.00%

PARENT FEEDBACK

"We are a middle class working family. The Hope Scholarship helps aid us in giving our child a Christian based private school education. This is important to us in this ever changing world that we are living in and the changes that have occurred in the public school system. We are thankful for the **Hope Scholarship** and pray that it continues to help our family and others."

RECIPIENT & FINANCIAL INSIGHTS

RECIPIENT DEMOGRAPHICS

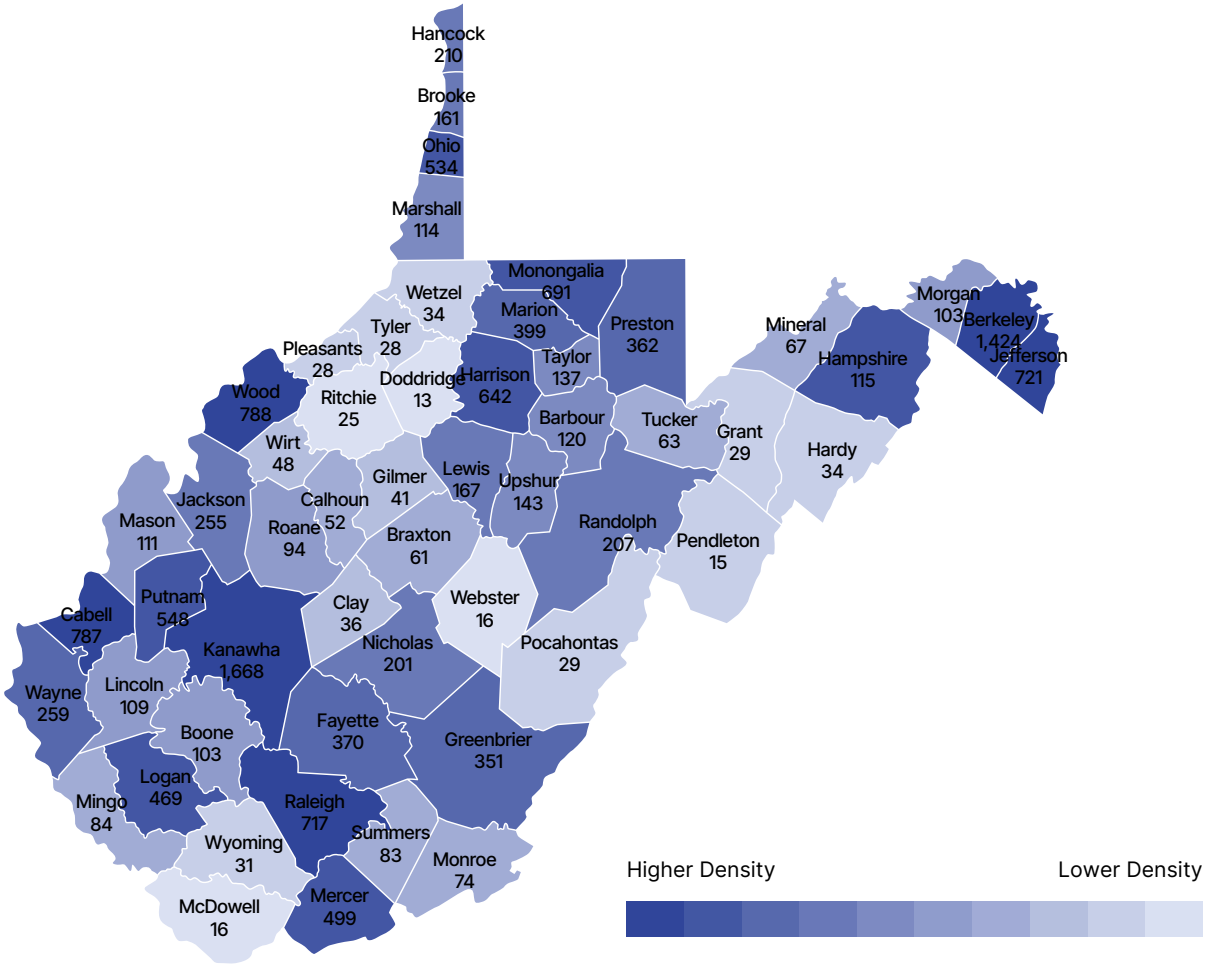

Recipients (by County)

Students in all of West Virginia's 55 counties are taking advantage of the Hope Scholarship as they choose an educational pathway that works best for their needs. Below is a county breakdown of the 2025-2026 Hope Scholarship recipients.

Note: A list of Hope Scholarship recipients broken down by zip code may be found in the appendix.

Barbour	120	Doddridge	13	Harrison	642	Marshall	114	Morgan	103	Raleigh	717	Upshur	143
Berkeley	1,424	Fayette	370	Jackson	255	Mason	111	Nicholas	201	Randolph	207	Wayne	259
Boone	103	Gilmer	41	Jefferson	721	McDowell	16	Ohio	534	Ritchie	25	Webster	16
Braxton	61	Grant	29	Kanawha	1,668	Mercer	499	Pendleton	15	Roane	94	Wetzel	34
Brooke	161	Greenbrier	351	Lewis	167	Mineral	67	Pleasants	28	Summers	83	Wirt	48
Cabell	787	Hampshire	115	Lincoln	109	Mingo	84	Pocahontas	29	Taylor	137	Wood	788
Calhoun	52	Hancock	210	Logan	469	Monongalia	691	Preston	362	Tucker	63	Wyoming	31
Clay	36	Hardy	34	Marion	399	Monroe	74	Putnam	548	Tyler	28	Grand Total	14,486

RECIPIENT DEMOGRAPHICS

Recipients (by Educational Pathway)

With Hope Scholarship, West Virginia students have the opportunity to choose their learning environment. For some students, that means enrolling in a private school or a nonpublic school. For others, it means customizing their educational experience at home or another location, such as a microschool, through an Individualized Instructional Plan (IIP). The accompanying chart is a breakdown of the educational pathways for the 2025-2026 Hope Scholarship students as identified on the Notice of Intent (NOI) sent to the student's local county board of education.

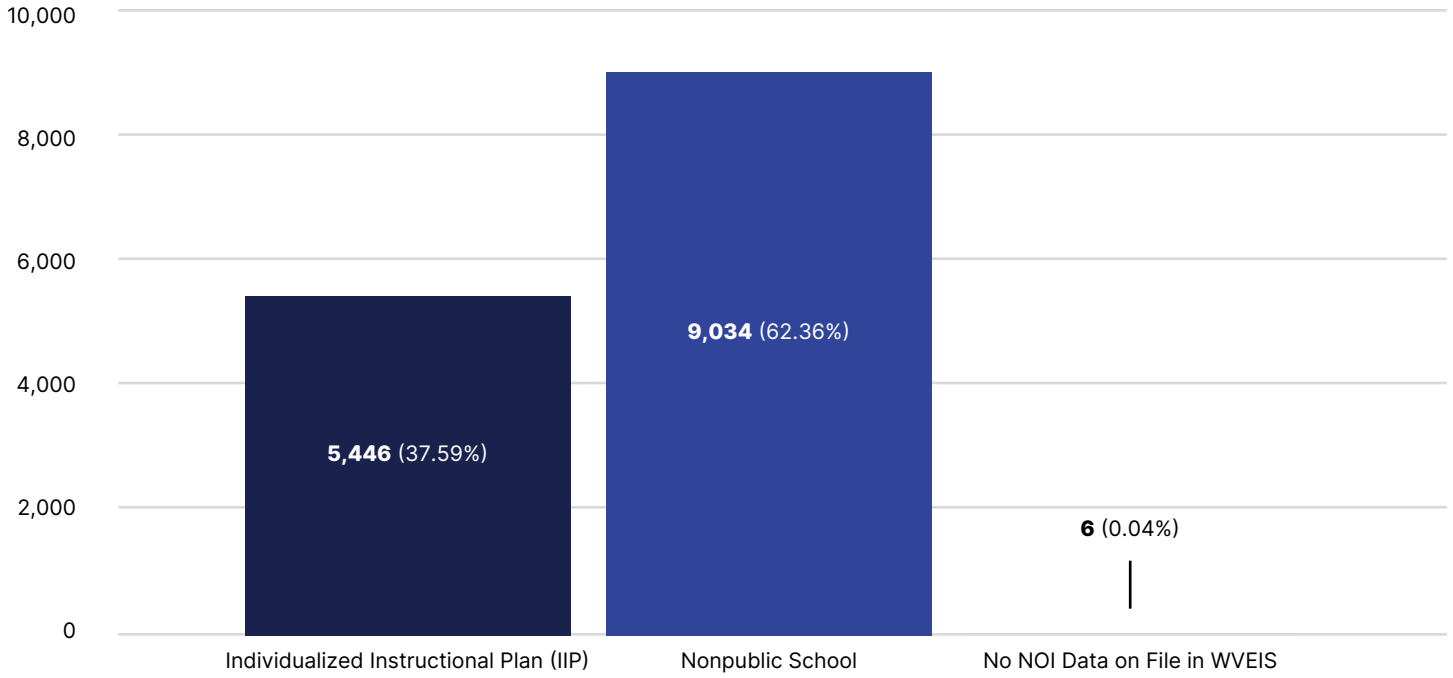

Comparison of Recipients by Educational Pathway (by Year and Percentage)

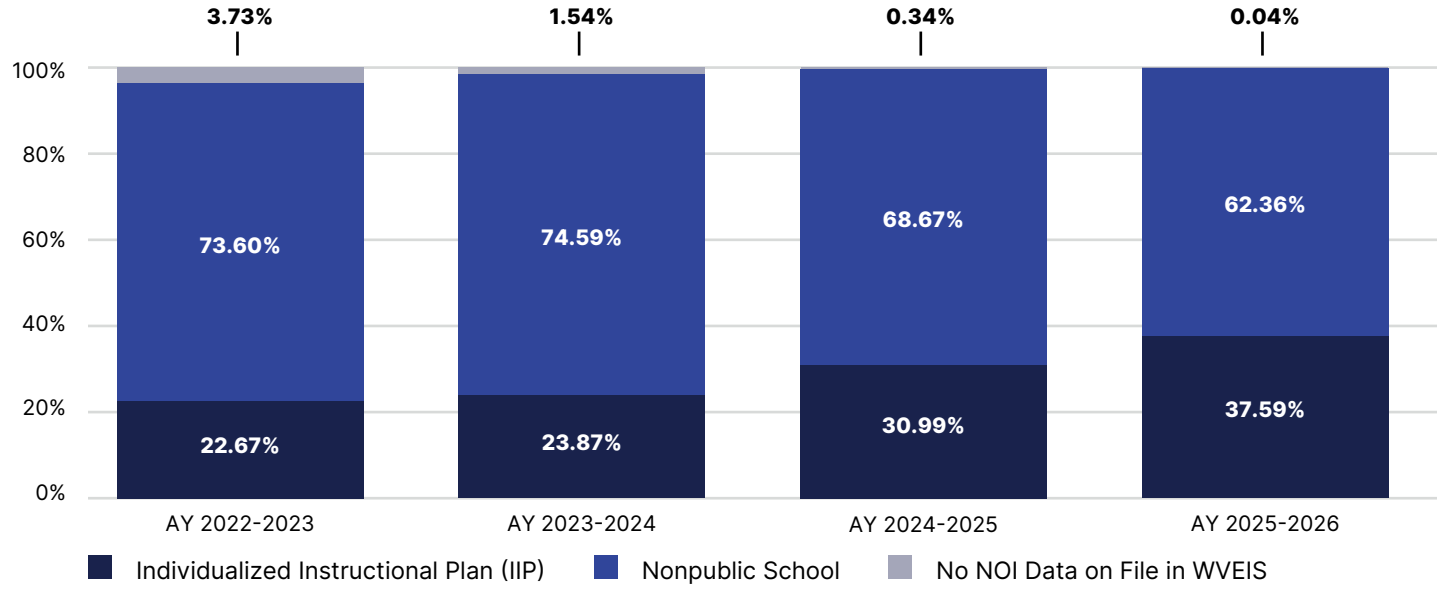

RECIPIENT DEMOGRAPHICS

Recipients (by Gender)

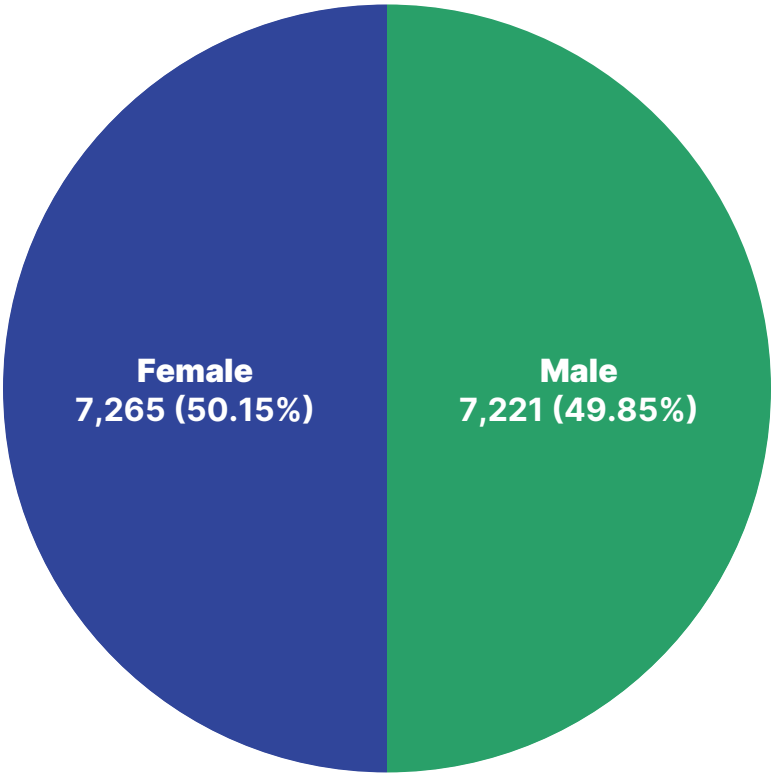

Recipients (by Ethnicity)

Race	# of Recipients	% of Recipients	% of WV Population
Hispanic	512	3.53%	1.90%
American Indian or Alaska Native	35	0.24%	0.20%
Black or African American	696	4.80%	3.70%
Asian	239	1.65%	0.80%
Native Hawaiian or Pacific Islander	26	0.18%	0.30%
White	12,978	89.59%	89.80%
Total	**14,486**	**100.00%**	**100.00%**

Note: West Virginia general population racial breakdown according to the 2024 U.S. Census population estimates. U.S. Census population estimates include 4.70% of population as “Two or More Races” which is not factored into Hope Scholarship demographic data.

RECIPIENT DEMOGRAPHICS

Recipients (by Grade)

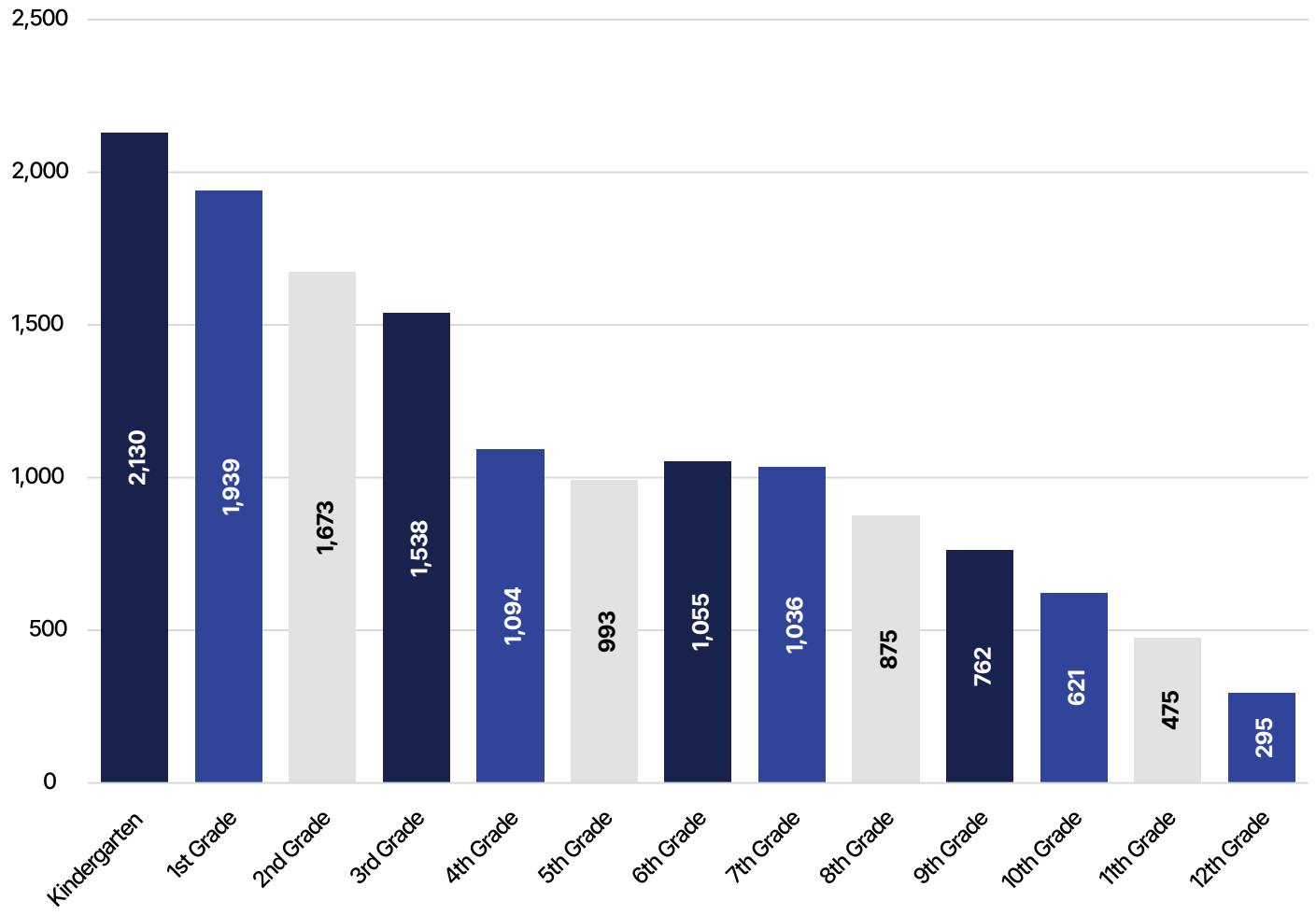

Recipients (by Special Needs Status)

Is your student classified as a student with special needs?

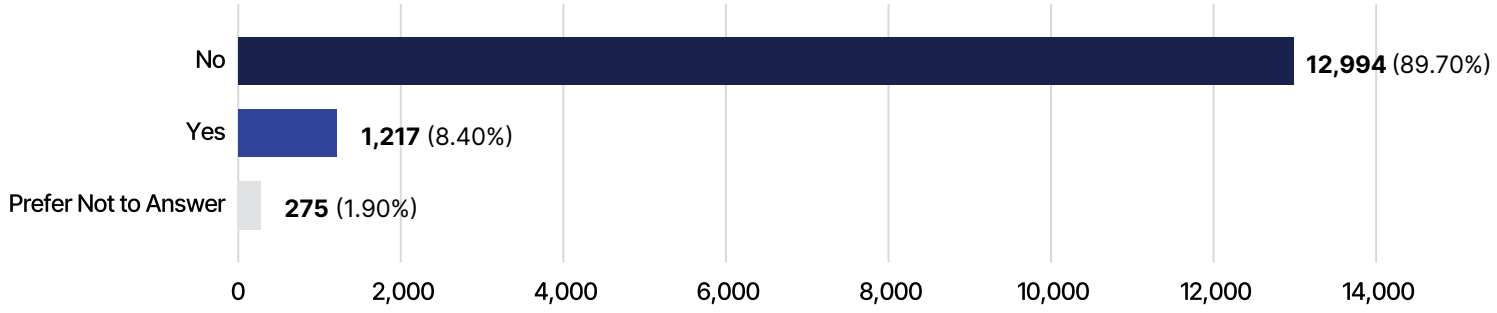

ACADEMIC PROGRESS

All Hope Scholarship students are required to annually file satisfactory academic progress data with their local county board of education. For students attending a participating school, the nonpublic school submits a list of all Hope students attending their school to the county board of education. Individualized Instructional Plan (IIP) students may submit a certified teacher portfolio review or nationally normed academic achievement test results. Failure to submit satisfactory academic progress data results in the closure of the student's Hope Scholarship account and the student is ineligible to participate in the subsequent school year.

Academic Progress Submission Recorded in WVEIS

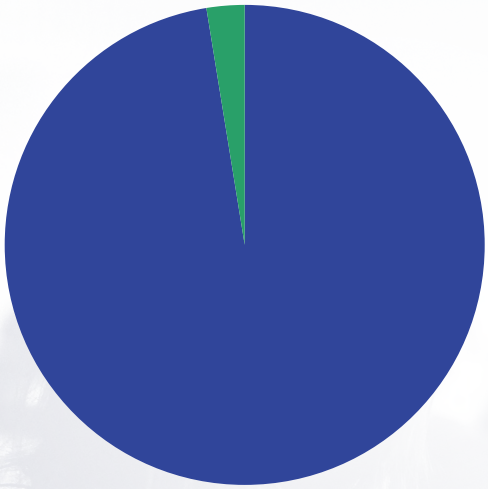

- **Yes** (14,116, 97%)
- **No** (370, 3%)

Made Satisfactory Academic Progress Based on Submission

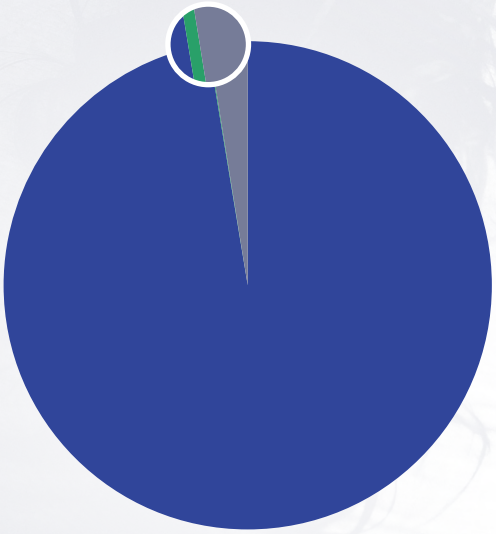

- **Yes** (14,107, 97.38%)
- **No** (9, 0.06%)
- **No Submission on File** (370, 2.55%)

Academic Progress Type

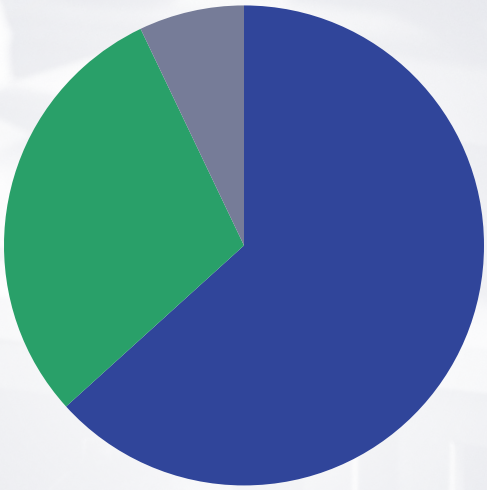

- **Attendance Confirmation from Nonpublic School** (8,934, 63.29%)
- **Certified Teacher Portfolio Review** (4,181, 29.62%)
- **Nationally Normed Academic Achievement Test Results** (1001, 7.09%)

FINANCIAL SUMMARY

West Virginia's Hope Scholarship is one of the nation's most flexible programs of its kind. It allows families to spend scholarship money through a secure online portal on everything from school tuition to online curriculum to educational fees and supplies. Unspent balances in student accounts at the end of the academic year carry over into the following year. If a student does not participate in the Hope Scholarship Program the following year for any reason, the funds are returned to the state. Reimbursements for payments made out-of-pocket are considered in limited circumstances as defined in the Hope Scholarship Reimbursement Policy and are the only instance where Hope Scholarship funds are shared with parents.

2025-2026 Student Account Spending

Unspent Balance in Student Accounts 2024-2025	$7,984,087.17
Funds Transferred to Student Accounts 2025-2026	75,023,367.76
Returns/Refunds/Rebates/Adjustments 2025-2026	692,859.98
Account Closures/Adjustments	(3,861,124.30)
Total Spending from Student Accounts 2025-2026	**(68,549,544.10)**
Unspent Balance in Student Accounts 2025-2026	$11,289,646.51

2025-2026 Payment Summary

Payment Category	Amount	Percentage
Reimbursement Payments	$521,129.30	0.76%
Payments to Nonpublic Schools	45,513,562.04	66.40%
Payments to Microschools	5,022,860.06	7.33%
Payments to Education Service Providers	4,674,075.72	6.82%
TheoPay Orders/Payments to Suppliers	12,817,916.98	18.70%
Total 2025-2026 Spending	**$68,549,544.10**	**100.00%**

PAYMENT COMPARISON

Comparison of Annual Nonpublic School Payments (by Year)

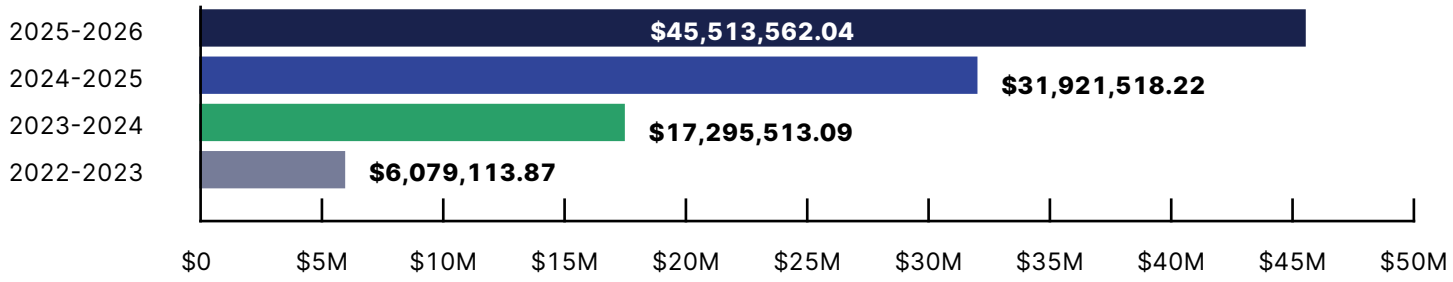

Comparison of Annual Education Service Provider Payments (by Year)

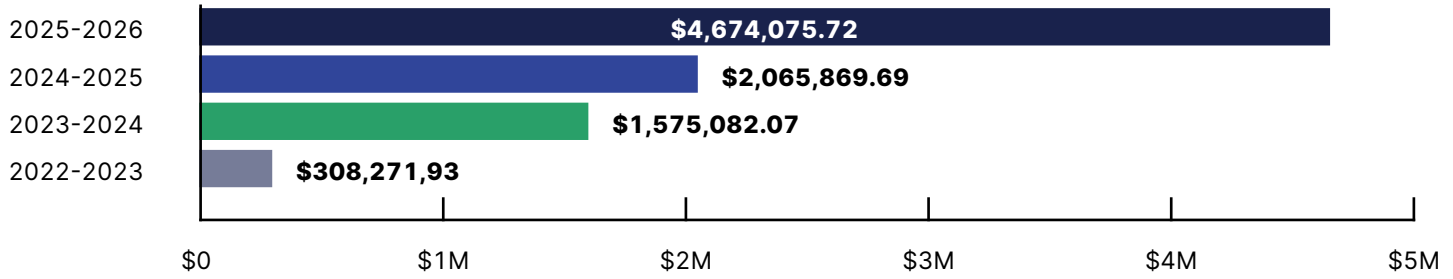

Comparison of Annual Supplier Payments (by Year)

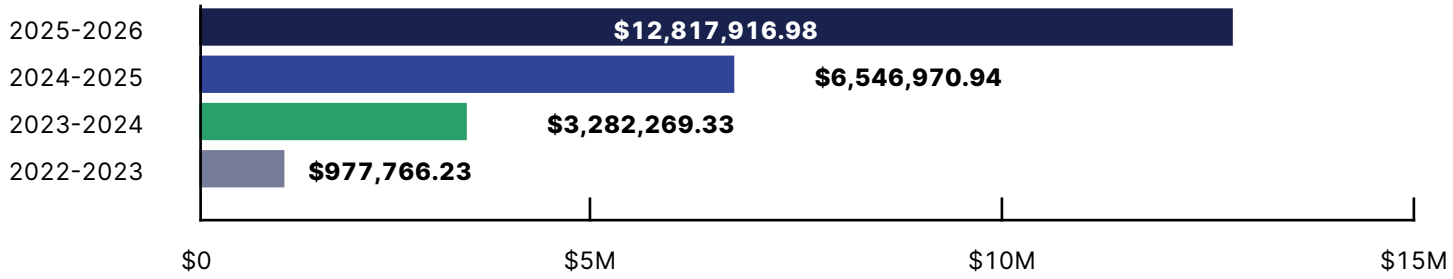

Comparison of Annual Student Reimbursement Payments (by Year)

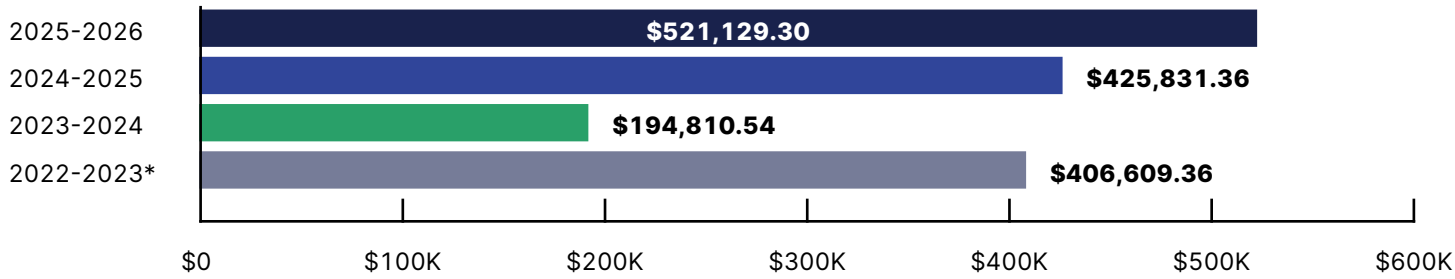

*Note: Reimbursements were abnormally high during 2022-2023 due to the injunction against the program which necessitated reimbursement for the first semester of the school year.

PAYMENT HIGHLIGHTS

As Hope Scholarship recipients choose a learning path that best fits their needs, nonpublic schools and microschools are popular options. There are currently more than 300 participating nonpublic schools and microschools. All nonpublic schools and microschools operate independently from the public school system. Nonpublic schools are private or religious schools that are funded primarily through tuition charges to students. Microschools are small, flexible learning environments initiated by a teacher or entity that charges tuition to students who enroll. Below are the top 10 lists of nonpublic schools and microschools receiving Hope Scholarship funds in the 2025-2026 academic year.

Top 10 Non-Public Schools (by Total Amount Paid)

School Name	City	State	Amt Paid to School
Faith Christian Academy	Martinsburg	WV	$1,501,738.38
Covenant School	Huntington	WV	1,245,877.52
Summit Christian Academy, Inc.	Princeton	WV	1,214,409.80
Cross Lanes Christian School	Cross Lanes	WV	1,210,542.95
Bible Center School	Charleston	WV	1,193,099.57
St. Joseph School	Martinsburg	WV	1,155,859.11
Sacred Heart Grade School	Charleston	WV	1,120,832.65
Heritage Christian School	Bridgeport	WV	1,119,277.14
Teays Valley Christian School	Scott Depot	WV	1,106,079.34
St. Francis Central Catholic School	Morgantown	WV	$1,089,285.71

Top 10 Microschools (by Total Amount Paid)

School Name	City	State	Amt Paid to School
City on a Hill Christian Academy Inc	Fairmont	WV	$674,478.68
Airborne Christian Academy Inc	Martinsburg	WV	659,769.98
Expression Prep Inc.	Huntington	WV	440,868.57
Grace Bible Academy	Asbury	WV	268,182.24
On Target Church Academy	Thornton	WV	211,207.89
Gilmer County Christian Academy, Inc.	Sand Fork	WV	191,642.38
Pathfinder Institute	Evans	WV	165,544.46
Vandalia Microschool	South Charleston	WV	138,198.12
Horizons Education Center, Inc.	Eglon	WV	135,732.90
Mountain Laurel Learning Cooperative	Thomas	WV	$125,145.83

Complete lists of both nonpublic school payments and microschool payments are available in the Appendix.

PAYMENT HIGHLIGHTS

Hope Scholarship students who choose an Individualized Instructional Plan (IIP) may use Hope Scholarship participating Education Service Providers (ESPs) for direct educational services, such as tutoring or educational therapies. ESPs must register to participate in the Hope Scholarship program and receive scholarship payments through the program's online portal. There are more than 1,300 non-school education services providers in the Hope Scholarship Program, providing a variety of educational options for students. Below are the top 10 Education Service Providers by amount paid and the total ESP payments by category.

Top 10 Education Service Providers (by Total Amount Paid)

Education Service Provider Name	City	State	Payments
West Logan Church	Logan	WV	$287,923.76
Miacademy	Gardnerville	NV	287,504.00
Steubenville City Schools	Steubenville	OH	219,913.12
Centerbranch Academy	Bridgeport	WV	217,710.00
Acellus Academy	Kansas City	MO	192,284.00
PF High School, LLC	Nashville	TN	138,307.30
Outschool	San Francisco	CA	136,850.00
Firm Foundation Homeschooling Co-Op Corp.	Holden	WV	119,600.39
Ellsworth Music Supply & Repair (Ensemble Music)	Ranson	WV	80,630.00
Flip N Cheer	Kearneysville	WV	$62,925.00

Education Service Provider Payments (by Category)

Category of Service	Total Payments
Academic Portfolio Reviews	$65,490.51
After-School Programs	106,795.15
Alternative Education Programs	323,628.78
Arts Instruction (Performing Arts, Music, etc.)	564,063.93
Contracted Public School Services	245,028.71
Dual Credit or College Level Courses	38,601.36
Physical Education/Athletics	599,205.15
Programs of Study (ex: Homeschool Courses)	980,148.25
Specialized Services/Other	254,149.67
Summer Education Programs	68,492.17
Therapy	170,121.77
Tutoring	605,149.73
Virtual Education Programs	652,400.54
Total	**$4,674,075.72**

Complete lists of both nonpublic school payments and microschool payments are available in the Appendix.

THEOPAY HIGHLIGHTS

The Hope Scholarship Program is unique among the various state Education Savings Account (ESA) Programs. West Virginia is currently the only state to utilize an open marketplace purchasing model, coupled with pre-adjudicated preliminary eligibility determinations, for families to purchase educational goods and commodities, which provides maximum flexibility and creativity for program participants. Other ESA programs offer a closed marketplace experience where participants shop from a pre-approved list of items offered at a set price by a pre-approved list of suppliers. In contrast, the Hope Scholarship Program's open marketplace is facilitated through Student First Technologies' TheoPay application, which allows Hope Scholarship account holders to place order requests for goods and commodities directly from TheoPay enabled vendor websites using a special browser extension. Although not all items offered for sale on a TheoPay enabled website are qualifying expenses under the Hope Scholarship Program, participants are not limited to only selecting pre-approved items for purchase, enabling them to request items to meet their student's unique educational needs. TheoPay uses a proprietary machine-learning model, trained on the program-specific rules, to conduct an initial automated eligibility review of the items placed in the account holder's shopping cart. Items flagged as potentially unallowable can be removed by the account holder or submitted for manual justification and review. All TheoPay order submissions are manually reviewed by a member of the Student First Technologies fulfillment team who confirms the eligibility of each item requested. The fulfillment team member then places the order on the vendor's website and ships the item directly to the student's home. Unallowable or out-of-stock items are not ordered. Additionally, account holders are contacted if there has been a significant price increase between the time the order request was submitted and the time the order was being fulfilled to confirm that they still wish to order the item with their scholarship funds. Below are the top 10 TheoPay Vendors receiving payments during the 2025-2026 school year, based on the total amount of spending with each vendor. A chart summarizing TheoPay purchases by category of expense is displayed on the subsequent page.

Top 10 TheoPay Vendors

Expense Category	Total Spending
Amazon	$9,419,040.50
Walmart Business	584,655.74
The Good and The Beautiful	289,486.72
Christianbook	221,921.43
Abeka	207,288.41
Rainbow Resource Center, Inc.	140,380.39
HP Inc	134,881.90
Sweetwater	130,693.07
Staples Advantage	93,209.30
Craft Tech	$83,931.56

TheoPay Payments (by Category)

Expense Category	Total
Agriculture Supplies and Equipment	$399,822.00
Art Supplies and Equipment	947,493.35
Assistive Seating and Technology/Sensory Items	14,185.99
Athletic/Fitness Supplies and Equipment	645,668.86
Audio & Visual Supplies and Equipment	293,460.87
Binding/Laminating Supplies and Equipment	56,070.79
Books/Curriculum	1,075,862.40
Building Blocks and Kits	18,261.60
Bulletin, Dry Erase and Other Boards	94,671.00
Calculators	18,413.02
Cameras and Accessories	171,170.51
Computer Monitors	16,281.11
Computer Supplies and Accessories	483,955.20
Computers	2,359,884.82
Educational Activity Kits	357,539.02
Educational Board Games/Puzzles/Toys	388,082.57
Headphones and Accessories	236,431.93
Health Education Supplies	4,738.06
Instructional Supplies and Materials	1,854,671.91
Keyboards and Accessories	9,175.12
Music Supplies and Equipment	388,483.48
Planning/Organizing Tools	17,215.32
Printers and Printer Supplies	820,694.49
School Supplies	892,667.77
School Uniforms	99,430.23
Science Supplies and Equipment	210,200.28
Social Studies/Geography Supplies	32,030.29
Software	18,883.30
Storage/Organization Supplies	6,633.02
Tablets/iPads/E-Readers	10,213.72
Unclassified/Adjustments	84,751.59
Shipping	108,876.44
Sales Tax	681,996.92
Total	**$12,817,916.98**

REIMBURSEMENT SUMMARY

All purchases made by Hope Scholarship families should be made directly using the Hope Scholarship online portal. Hope Scholarship funds are not sent directly to parents. However, the Board has authorized expense reimbursements for limited or specialized out-of-pocket expenses under the Board's **Reimbursement Policy**. All reimbursement requests submitted in the Hope Scholarship online portal must be submitted within 90 days of purchase and include both a detailed invoice that clearly indicates the items that were purchased and proof of payment, such as a zero-balance receipt.

Family Reimbursements (by Category)

Reimbursement Category	Amount Paid
ACT/SAT/CLT College Entrance Exam	$3,391.96
Advanced Placement Exam	182.70
Benchmark Assessments	2,481.13
Digital Subscriptions/Learning Tools	126,939.87
Documented Disability or Other Specialized Educational Need	7,284.23
Documented System Malfunction/Procedural Issue	3,106.07
Dual Credit or College Level Tuition	4,662.32
Library Memberships	706.73
Nationally Normed Standardized Achievement Test	14,994.48
Off-the-Shelf Curriculum	357,379.81
Total	**$521,129.30**

Recipient Testimonial

"Because of this program, not only can I purchase items needed to help my daughter succeed, but I also am able to feel confident in my power of choice. This program gives families, myself included, **the freedom to choose what we find best for our children.**"

-Kaysha Burkholder
Parent from Greenbrier County

PAYMENT DISTRIBUTIONS

The majority of Hope Scholarship payments are distributed to schools and education service providers located in West Virginia. However, to give West Virginia families the opportunity to secure educational services and tools that best accommodate the needs of their students, the Hope Scholarship Act does not require participating schools or education service providers to be physically located in West Virginia. Nonpublic schools, virtual schools, or online service providers might be based out-of-state and registered to provide services to West Virginia students. Data with spending by state is provided below, with additional spending details by school and service provider available in the Appendix.

Non-Public School Payments (by State)

Location of Nonpublic School	Total Payments	Payments (%)
West Virginia	$42,888,087.85	94.23%
Maryland	845,457.16	1.86%
Virginia	649,332.20	1.43%
Ohio	542,425.00	1.19%
Kentucky	200,626.42	0.44%
Pennsylvania	179,612.67	0.39%
Washington	71,916.17	0.16%
Arizona	55,439.23	0.12%
Florida	51,589.58	0.11%
California	15,121.00	0.03%
North Carolina	5,267.38	0.01%
Tennessee	5,267.38	0.01%
Georgia	3,420.00	0.01%
Total Nonpublic School Payments	**$45,513,562.04**	**100.00%**

Microschool Payments (by State)

Location of Microschool	Total Payments	Payments (%)
West Virginia	$4,986,562.94	99.28%
Virginia	22,869.39	0.46%
Maryland	6,930.00	0.14%
Kentucky	6,497.73	0.13%
Total Microschool Payments	**$5,022,860.06**	**100.00%**

PAYMENT DISTRIBUTIONS

Education Service Provider Payments (by State)

Location of Education Service Provider	Total Payments	Payments (%)
West Virginia	$2,907,262.74	62.20%
Nevada	287,754.00	6.16%
Ohio	231,034.50	4.94%
California	202,237.54	4.33%
Missouri	192,284.00	4.11%
Virginia	154,446.87	3.30%
Tennessee	153,662.30	3.29%
Pennsylvania	77,101.54	1.65%
Iowa	74,248.25	1.59%
Texas	69,401.83	1.48%
Maryland	41,313.69	0.88%
Utah	38,326.99	0.82%
Florida	36,595.47	0.78%
New Jersey	24,200.00	0.52%
Colorado	24,028.00	0.51%
Kentucky	17,008.95	0.36%
New York	16,896.01	0.36%
Minnesota	16,623.79	0.36%
Vermont	16,566.50	0.35%
Delaware	15,908.81	0.34%
North Carolina	14,259.00	0.31%
Wisconsin	12,967.50	0.28%
Georgia	8,087.99	0.17%
Illinois	6,427.11	0.14%
Arizona	6,289.09	0.13%
Oklahoma	6,122.90	0.13%
Washington	5,809.70	0.12%
Puerto Rico	4,603.00	0.10%
Massachusetts	2,984.50	0.06%
Michigan	2,479.00	0.05%
South Carolina	2,203.15	0.05%
Maine	1,800.00	0.04%
Oregon	1,725.00	0.04%
Idaho	996.00	0.02%
Indiana	420.00	0.01%
Total Payments to Education Service Providers	**$4,674,075.72**	**100.00%**

APPENDIX

Nonpublic School Payments (Alphabetical)

School Name	City	State	Amt Paid to School
Accelerate Online Academy	Anthem	AZ	$55,439.23
Ambassador Christian Academy	Elkins	WV	6,019.22
Amplify Children's Academy	Morgantown	WV	27,653.75
Anchor of Hope Christian Academy	Gassaway	WV	10,534.76
Arden Schoolhouse, Inc.	Philippi	WV	52,700.19
Ballard Christian School	Ballard	WV	89,703.58
Beth Haven Christian School	Chauncey	WV	481,148.44
Bible Center School	Charleston	WV	1,193,099.57
Bishop John King Mussio Central Elementary School	Steubenville	OH	22,011.21
Bishop Walsh School, Inc.	Cumberland	MD	93,375.47
BMF Christian School	Petersburg	WV	24,100.00
Buckhannon Christian Academy	Buckhannon	WV	387,152.44
Calvary Baptist Academy	Hurricane	WV	993,459.56
Calvary Christian Academy	Cresaptown	MD	20,834.11
Catholic Central High School	Steubenville	OH	2,633.69
Central Catholic High School	Wheeling	WV	404,609.52
Charleston Catholic High School	Charleston	WV	806,154.91
Charleston Montessori School	Charleston	WV	259,915.56
Chatham Hall	Chatham	VA	10,534.76
Chelsea Academy	Front Royal	VA	47,486.04
Chestnut Mountain Ranch	Morgantown	WV	42,852.60
Christian Faith Academy	Madison	WV	204,162.87
Cornerstone Christian Academy	Beech Bottom	WV	64,525.41
Corpus Christi School	Wheeling	WV	242,540.07
Covenant Christian School	Morgantown	WV	498,202.59
Covenant School	Huntington	WV	1,245,877.52
Cross Lanes Christian School	Cross Lanes	WV	1,210,542.95
Danese Christian School	Danese	WV	87,590.25
East Richland Christian Schools	St. Clairsville	OH	36,373.41
Elk Valley Christian	Elkview	WV	750,628.10
Elkins Christian Academy	Elkins	WV	214,277.50
Emmanuel Christian School	Clarksburg	WV	396,782.51
Emmanuel Christian School	Hagerstown	MD	28,698.44
Enlightium Academy LLC	Spokane	WA	71,916.17
Eukarya Christian Academy	Stephens City	VA	$159,488.95

Nonpublic School Payments (Alphabetical)

School Name	City	State	Amt Paid to School
Fairmont Catholic School	Fairmont	WV	$525,096.06
Faith Christian Academy	Spencer	WV	212,616.52
Faith Christian Academy	Martinsburg	WV	1,501,738.38
Feed My Sheep Christian School Inc	Philippi	WV	193,494.12
Frederick Baptist Academy	Frederick	MD	3,270.00
Frederick Christian Academy	Frederick	MD	1,050.00
Garrett Christian Academy, Inc.	Accident	MD	8,627.38
Good Shepherd Christian Academy	Elkins	WV	18,683.69
Grace Academy INC	Hagerstown	MD	156,921.42
Grace Baptist Church School	Kearneysville	WV	14,400.00
Grace Christian School	Huntington	WV	798,853.40
Greater Beckley Christian School	Mount Hope	WV	970,853.08
Greenbrier Community School Inc	Lewisburg	WV	249,315.16
Greenbrier Valley Academy	Lewisburg	WV	19,752.68
GVCS-Broadfording	Hagerstown	MD	68,475.94
Heritage Academy	Hagerstown	MD	147,985.68
Heritage Academy	Monterey	TN	5,267.38
Heritage Christian Academy	Ravenswood	WV	92,211.88
Heritage Christian Primary & Preparatory School Inc	Logan	WV	810,641.22
Heritage Christian School	Bridgeport	WV	1,119,277.14
Highland Adventist School	Elkins	WV	160,655.13
Hillside Christian Academy	Lost Creek	WV	320,345.29
House of Prayer Christian School	Sophia	WV	18,501.19
IAWV Elementary School	Charleston	WV	212,014.02
Indian Creek Christian School	Alma	WV	86,936.10
Jefferson County Christian School	Wintersville	OH	111,075.19
John Paul the Great Montessori Academy	Front Royal	VA	11,016.15
Keystone Christian Academy	Berryville	VA	49,325.84
Landmark Baptist Church	Parkersburg	WV	28,600.00
Laurel Academy	Terra Alta	WV	330,410.93
Legacy Christian Academy	Parkersburg	WV	287,784.38
Legacy Christian Academy	Stephens City	VA	44,141.98
Lewisburg Baptist Academy	Lewisburg	WV	540,774.42
Lighthouse Baptist Church of Winchester, VA	Winchester	VA	82,103.37
Lighthouse Christian Academy	Cumberland	MD	$64,255.49

Nonpublic School Payments (Alphabetical)

School Name	City	State	Amt Paid to School
Lighthouse of Learning Education	South Charleston	WV	$93,976.73
Little Kanawha Valley Christian School	Big Bend	WV	128,774.79
Lucy School	Middletown	MD	10,534.76
Madonna High School	Weirton	WV	308,352.83
Maranatha Christian Academy	Princeton	WV	641,766.02
Martins Ferry Christian School	Martins Ferry	OH	18,435.83
Martinsburg Christian Academy	Martinsburg	WV	254,387.70
Massanutten Military Academy	Woodstock	VA	2,701.35
Mid-Valley Christian School	Middleport	OH	24,767.50
Morgan Academy	Shepherdstown	WV	208,200.44
Morgantown Christian Academy	Morgantown	WV	356,029.74
Morgantown Learning Academy	Morgantown	WV	242,096.03
Morgantown Montessori	Morgantown	WV	47,048.47
Mother of Divine Grace, Inc.	Ojai	CA	15,121.00
Mount Hope Christian Academy	Mount Hope	WV	741,924.00
Mountain State Christian School	Culloden	WV	114,507.44
Mountain State Montessori	Fayetteville	WV	113,248.67
Mountain View Christian Academy	Winchester	VA	137,154.53
Mountain View Christian School	Hilltop	WV	370,414.57
Mountaineer Montessori School	Charleston	WV	444,763.02
Mt. Aetna SDA School	Hagerstown	MD	23,703.21
My Life My Power World Inc.	Montgomery	WV	149,360.92
New Beginnings Christian School	Williamson	WV	89,826.63
New Hope Christian School	South Charleston	WV	5,266.07
New Life Christian Academy	Summersville	WV	466,494.06
New Life Christian School	Frederick	MD	18,594.76
North Christian School	Parkersburg	WV	515,072.27
North Pleasants Christian School	Saint Marys	WV	15,801.38
Notre Dame High School	Clarksburg	WV	394,337.37
Oak Grove Christian School	Marietta	OH	7,897.20
Oak Ridge Military Academy	Oak Ridge	NC	5,267.38
Ohio Valley Christian School	Gallipolis	OH	183,644.40
Our Lady of Fatima Parish School	Huntington	WV	294,604.45
Our Lady of Peace School	Wheeling	WV	292,433.69
Parkersburg Academy	Parkersburg	WV	157,243.51
Parkersburg Catholic Elementary School	Parkersburg	WV	$401,964.84

Nonpublic School Payments (Alphabetical)

School Name	City	State	Amt Paid to School
Parkersburg Catholic High School	Parkersburg	WV	$313,138.16
Parkersburg Christian School	Parkersburg	WV	266,159.85
Parkersburg Wesleyan Academy	Parkersburg	WV	28,633.69
Perkiomen School	Pennsburg	PA	10,534.76
Pipestem Christian Academy	Pipestem	WV	234,109.77
Powhatan School	Boyce	VA	67,159.10
Ripley Christian Academy	Ripley	WV	519,432.09
Riverview Christian Academy	South Point	OH	9,450.00
Rocky Knoll School	Martinsburg	WV	129,853.02
Rose Hill Christian School	Ashland	KY	34,625.34
Sacred Heart Academy	Winchester	VA	5,267.38
Sacred Heart Grade School	Charleston	WV	1,120,832.65
Saint James School	Hagerstown	MD	73,397.34
Saint John Bosco School	Sterling	VA	6,850.61
Saint Johns Catholic Preparatory School	Buckeystown	MD	44,772.74
Seneca Trail Christian Academy	Ronceverte	WV	247,254.46
Shenandoah Montessori School LLC	Winchester	VA	10,534.76
Shenandoah Valley Academy	New Market	VA	5,267.38
Shepherdstown Montessori	Shepherdstown	WV	5,267.38
Shining Light Christian Academy	Elkins	WV	137,583.44
Sikora Montessori School	Wheeling	WV	16,602.14
Solid Rock Christian Academy	Oak Hill	WV	238,648.53
Sophia Christian Academy	Sophia	WV	99,380.00
Sora	Atlanta	GA	3,420.00
South Berkeley Christian Academy	Inwood	WV	62,357.46
Speiro Academy School of Ministry and Fine Arts	Martins Ferry	OH	49,685.30
SS. Peter and Paul School	Oak Hill	WV	209,672.46
St. Francis Central Catholic School	Morgantown	WV	1,089,285.71
St. Francis de Sales School	Beckley	WV	542,972.64
St. Francis of Assisi School	Saint Albans	WV	614,727.64
St. John Regional Catholic School	Frederick	MD	7,901.08
St. Joseph Catholic School	Huntington	WV	770,708.73
St. Joseph Central Catholic High School	Huntington	WV	190,032.47
St. Joseph School	Martinsburg	WV	1,155,859.11
St. Joseph the Worker Grade School	Weirton	WV	400,045.79
St. Mary Catholic	Marietta	OH	$27,724.79

Nonpublic School Payments (Alphabetical)

School Name	City	State	Amt Paid to School
St. Mary Catholic School	Hagerstown	MD	$41,712.44
St. Mary's Grade School	Clarksburg	WV	555,711.37
St. Michael Parish School	Wheeling	WV	610,218.20
St. Patrick School	Weston	WV	438,880.46
St. Paul School	Weirton	WV	316,554.00
St. Thomas More Academy Inc	Middletown	MD	21,069.52
St. Vincent de Paul Parish School	Wheeling	WV	300,024.56
Summersville Adventist School	Summersville	WV	157,034.23
Summit Christian Academy, Inc.	Princeton	WV	1,214,409.80
Teays Valley Christian School	Scott Depot	WV	1,106,079.34
Teel Apostolic Church	Beckley	WV	63,208.56
The Association for Childhood Education, Inc. (Beginnings Montessori School)	Cumberland	MD	10,277.38
The Classical Christian Academy	Martinsburg	WV	581,648.76
The Cross Church	Parkersburg	WV	47,159.76
The Golden Rule Inc.	Bluefield	WV	58,024.99
The Linsly School	Wheeling	WV	370,485.80
The Millard School	Louisa	KY	166,001.08
Trinity Christian School	Morgantown	WV	703,542.30
Tri-State Christian Academy	Burgettstown	PA	114,882.37
Tygart Valley Christian Academy	Beverly	WV	17,119.01
Veritas Classical Academy Inc	Marietta	OH	48,726.48
Veritas Press	Lancaster	PA	33,818.00
Victory Baptist Academy	Beaver	WV	578,648.95
Victory Christian Academy Inc	Augusta	WV	108,131.99
Virginia Episcopal School	Lynchburg	VA	10,300.00
Warehouse Academy	Parkersburg	WV	254,888.13
Wee Disciples Christian Academy	Kearneysville	WV	277,084.78
West Logan Christian Academy	Logan	WV	586,275.33
Wheeling Country Day School	Wheeling	WV	457,929.51
WonderED K-12 Academy	New Port Richey	FL	51,589.58
Wood County Christian School	Williamstown	WV	637,386.53
Yeshivath Achei Tmimim - Yeshiva Schools of Pittsburgh	Pittsburgh	PA	20,377.54
Total Nonpublic School Payments			**$45,513,562.04**

Microschool Payments (Alphabetical)

School Name	City	State	Amt Paid to School
Airborne Christian Academy Inc	Martinsburg	WV	$659,769.98
Apostolic Faith Chapel	Spencer	WV	8,959.10
Apostolic Impact Academy	Glen Ferris	WV	10,534.76
Big Sky Farm Schoolhouse and Events	Ashland	KY	6,497.73
Butterfly Blessings Learning Center LLC	Parsons	WV	9,217.92
City on a Hill Christian Academy Inc	Fairmont	WV	674,478.68
Confidence In Christ Church	Morgantown	WV	20,634.77
Covenant Family Classical Academy	Hepzibah	WV	91,963.08
Da Capo Classical Academy	Beaver	WV	110,000.00
Ella’s playtown, INC	Clarksburg	WV	1,067.00
Expression Prep Inc.	Huntington	WV	440,868.57
Eyes and Brains STEM Center Inc	Elkins	WV	65,915.92
Faith Baptist Christian School	Martinsburg	WV	12,250.00
From The Ground Up Learning	Martinsburg	WV	13,410.00
Gilmer County Christian Academy, Inc.	Sand Fork	WV	191,642.38
God's Tabernacle of Praise	St. Albans	WV	124,770.08
Grace Bible Academy	Asbury	WV	268,182.24
Head, Heart, & Hands Learning Academy	Princeton	WV	34,237.98
Horizons Education Center, Inc.	Eglon	WV	135,732.90
In the Roots Learning and Tutoring Center, llc	Kingwood	WV	125,069.54
JayDee's Academy	Inwood	WV	121,149.74
Kanawha Valley Academy of Learning	South Charleston	WV	79,840.84
Lakeshore Academy, Inc	Maysville	WV	20,848.89
Laurel Academy Newburg	Newburg	WV	73,681.01
Laurel Academy Parsons	Parsons	WV	15,804.53
Lester Baptist Church	Lester	WV	$7,400.00

Microschool Payments (Alphabetical)

School Name	City	State	Amt Paid to School
Liberty Academy	Ravenswood	WV	$22,386.37
Limitless Learning	Harpers Ferry	WV	10,534.76
Little Learners Montessori LLC	Princeton	WV	22,048.49
Lori Wygant	Clear Brook	VA	8,625.54
McCorkle Christian Academy	Sod	WV	103,586.93
Messiah Christian Academy, Inc.	Ridgeley	WV	81,479.25
Mountain Home Microschool & Educational Solutions LLC	Rowlesburg	WV	31,604.28
Mountain Laurel Learning Cooperative	Thomas	WV	125,145.83
New Hope Christian School	South Charleston	WV	65,816.06
New Life Christian Academy	Moorefield	WV	97,446.53
On Target Church Academy	Thornton	WV	211,207.89
Overflow Forest School LLC.	Clendenin	WV	39,726.83
Pathfinder Institute	Evans	WV	165,544.46
Pisgah Microschool	Princeton	WV	3,255.00
Preston County Youth Center	Masontown	WV	72,426.48
Richlands Christian Academy	Richlands	VA	14,243.85
Salyers Family Christian Academy	laeger	WV	16,959.23
The Clarksburg Childrens House Inc	Clarksburg	WV	92,346.93
The Kaizen School	Masontown	WV	5,267.38
The Schoolhouse for the Excellency of Knowledge	Lewisburg	WV	105,271.71
Timothy Education Center	Weston	WV	65,463.04
Truth Christian Academy	Hagerstown	MD	6,930.00
Upperside Down Secondary Corporation	Davis	WV	26,942.05
Vandalia Microschool	South Charleston	WV	138,198.12
Wellbright School	Martinsburg	WV	70,585.98
Whitmer Christian Academy	Whitmer	WV	3,950.55
Work the Word Microschool Academy	Madison	WV	91,938.88
Total Microschool Payments			**$5,022,860.06**

Education Service Provider Payments (Alphabetical)

Education Service Provider Name	City	State	Payments
100cameras	New York	NY	$394.00
24/7 Fitness Club	Wintersville	OH	3,240.00
304 Elite Athletics, LLC	Fairmont	WV	6,050.00
36 University	Ringgold	GA	35.00
4 Star Gymnastics	Williamsport	MD	3,120.00
A Broken Spur Riding Academy	Jumping Branch	WV	1,140.00
A Little Help Tutoring Services	Nutter Fort	WV	22,200.00
AAPG	Charleston	WV	22,396.00
ABC Dance	Charleston	WV	4,008.31
Academy of Arts at January's	Charleston	WV	23,216.17
Acellus Academy	Kansas City	MO	192,284.00
Adagio Academy of the Performing Arts	Charles Town	WV	26,420.83
Affordable Homeschool Testing Services LLC	Minneapolis	MN	495.00
Agape Love, LLC	Lumberport	WV	4,140.00
Aim Academy Online	Camp Hill	PA	1,028.00
Airborne Tumbling and Cheer of WV	Ona	WV	1,180.00
Alessi Trading Company LLC	Shepherdstown	WV	8,755.00
Alexander Wook Lee	Huntington	WV	1,800.00
Alexis Wilson	Kingwood	WV	990.00
Algorithm of Learning	San Jose	CA	799.00
Alison Stevenson	Dunbar	WV	4,049.99
Almost Heaven Riding	Moatsville	WV	9,870.00
Altered Productions Institute for Creative Arts	Clarksburg	WV	7,380.00
Alyssa's Music Studio	Evans	WV	2,675.00
Amanda Mullins	Pineville	WV	320.00
American Opinion Foundation	Appleton	WI	9,947.50
Amidon Studios Language Studies	Hopewell	VA	8,070.00
Amy Bodkin Consulting	Navarre	FL	1,420.00
Amy M Harper	Charleston	WV	3,400.00
Amy Voytek	Reedsville	WV	2,415.00
Amy's Learning Nest	Huntington	WV	513.60
Amy's Piano Studio	Vincent	OH	1,712.00
Andrea Posey	Weston	WV	600.00
Anthony Stoika	Charles Town	WV	690.00
AOP Christian Homeschooling	Rock Rapids	IA	48,313.25
Apollo Civic Theatre	Martinsburg	WV	14,650.00
Appalachian Bible College	Mount Hope	WV	9,635.00
Appalachian Classical Academy Inc	Flat Top	WV	43,228.45
Appalachian Guidance LLC	Harpers Ferry	WV	630.00
Appalachian UAV Academy (AUA)	Milton	WV	3,838.00
Art Cellar	Barboursville	WV	2,040.00
Art of Problem Solving	San Diego	CA	$8,131.74

Education Service Provider Payments (Alphabetical)

Education Service Provider Name	City	State	Payments
Arte Suave Jiu Jitsu Academy	Beckley	WV	$5,060.00
Ashes Into Art	Crab Orchard	WV	2,720.00
Aurora Lights	Morgantown	WV	250.00
Aurora Tutoring Services	Lorton	VA	975.00
Authentic Community Theatre	Hagerstown	MD	400.00
Autumn Walker	Charleston	WV	240.00
AWEB LLC	Williamstown	WV	370.00
B for Brandy Portfolio Reviews	Hurricane	WV	1,100.00
Backpack the World	St. Petersburg	FL	2,924.40
BaKIT Box	Chicago	IL	6,427.11
Ballentine Farm LLC	Waterford	VA	5,267.38
Barry L. Smith School of Music	Barboursville	WV	1,050.00
Be Boulder LLC	Martinsburg	WV	20,585.50
Beakers & Bricks, LLC	Asheboro	NC	727.00
Berkeley Springs Craft LLC	Berkeley Springs	WV	160.00
Berserker Industries LLC	Martinsburg	WV	1,300.00
Best Life Therapy	Clarksburg	WV	1,500.00
Bethany Fisher	Evans	WV	60.00
Better Together Dance	Kearneysville	WV	7,027.80
Beverly A Cooper	Coxs Mills	WV	3,300.00
Beyond the Chalkboard Tutoring	Lancaster	PA	27,160.00
Big Universe Music	Harpers Ferry	WV	13,835.00
Black Cat Martial Arts	Morgantown	WV	2,963.90
Black Dragon Martial Arts LLC	Huntington	WV	3,084.90
BlackCat Music Cooperative	Berkeley Springs	WV	1,700.00
Blue Arrows Academy	Martinsburg	WV	8,500.00
Blue Ridge Community and Technical College	Martinsburg	WV	19,925.35
Bluefield University	Bluefield	VA	8,350.00
Bold Venture	Glenelg	MD	2,640.00
Brad Bick’s Martial Arts	Louisa	KY	1,400.00
Brick by Brick Reading	Charles Town	WV	28,295.00
Bridge Academy	Carlisle	PA	399.00
Bridgeport Live Confident Martial Arts	Bridgeport	WV	25,512.00
Bridget's Dance Academy	Huntington	WV	22,405.65
Brilliant Grades	Brandon	FL	3,250.00
Brittany Neal	Nitro	WV	20,235.00
Brooke Clyde’s Karate	Inwood	WV	3,042.37
BRT Consulting LLC	Morgantown	WV	2,673.00
Butch Hiles Brazilian Jiu Jitsu & MMA, LLC	Charleston	WV	2,919.27
By Faith Homeschooling Academy	Lewisburg	WV	2,520.00
Canter Point Stables LLC	Charles Town	WV	21,155.00
Carnegie Hall	Lewisburg	WV	$4,825.00

Education Service Provider Payments (Alphabetical)

Education Service Provider Name	City	State	Payments
Carole O'Sullivan	Bunker Hill	WV	$3,900.00
Caron Jiu Jitsu, LLC	Hagerstown	MD	1,942.00
Cassandra Smith	Terra Alta	WV	1,200.00
Catholic Distance University	Charles Town	WV	1,160.00
Catholic Homeschool Resource & Support Ministry	Purcellville	VA	1,380.00
Cedar Grove Nature Program LLC	Shepherdstown	WV	400.00
Centerbranch Academy	Bridgeport	WV	217,710.00
Champs Central LLC	Clarksburg	WV	1,210.00
Charles Town WV Catholic School House Chapter	Charles Town	WV	5,420.00
Chelsea Heater	Mount Clare	WV	150.00
Cheryl L. Nelson	Arbovale	WV	4,950.00
Children's Museum of the MOV	Parkersburg	WV	3,290.00
Children's Therapy Clinic, Inc.	Charleston	WV	1,950.00
Chocolate Moose	Beckley	WV	4,331.00
Christ the Savior Co-op	Wayne	WV	1,227.00
Christina Kosack	Martinsburg	WV	735.00
Church of the Redeemer of Raleigh County	Daniels	WV	425.00
Clay Center for the Arts & Sciences of WV, Inc.	Charleston	WV	2,070.00
Coalfield Elite	Logan	WV	10,310.00
Coda Mountain Academy, LLC	Fayetteville	WV	1,785.00
CodaKid	Scottsdale	AZ	1,371.00
Code Agents	Martinsburg	WV	1,049.60
Code Ninjas Eastern Panhandle	Ranson	WV	53,819.25
Code With Nano	San Diego	CA	840.00
College Prep Genius	Hurst	TX	395.00
Comic Crate	Sacramento	CA	2,405.00
Communication Station	Scott Depot	WV	1,605.00
Compass Classroom	Nashville	TN	390.00
Compuhigh LLC	Morgantown	WV	18,396.50
Cool Math Guy (Chalk Dust Productions, Inc.)	Orlando	FL	150.00
Cooper & Kid	Minneapolis	MN	2,033.79
Courtney Vallejo	Huntington	WV	2,500.00
Crafted Education LLC	Gerrardstown	WV	1,466.10
Creative Family Resources	Fairmont	WV	2,140.00
Dakota Karper LLC	Capon Bridge	WV	3,205.00
Dana Gingrich	Plain City	OH	390.00
Dancing Sun	Charles Town	WV	2,250.00
Denison Algebra	Monument	CO	10,085.00
Developing Readers LLC	El Cajon	CA	4,750.00
Diana Harer	Beckley	WV	320.00
Dr. Cunningham's Educational Services, LLC	Winfield	WV	164.75
Dynamic Dyslexia Consulting LLC	Weirton	WV	$24,330.00

Education Service Provider Payments (Alphabetical)

Education Service Provider Name	City	State	Payments
Dynamic Occupational Therapy	Bunker Hill	WV	$1,275.00
East Coast Gymnastics and Cheer	Winchester	VA	11,226.00
Eastern Panhandle Swim Club	Shepherdstown	WV	44,990.00
Eastern WV Community and Technical College	Moorefield	WV	440.00
Edovate Learning Corp	Catasauqua	PA	37,781.00
Education Interventions	Nashville	TN	13,150.00
Ella Ullom	Berkeley Springs	WV	2,448.00
Ellis Creatives LLC	White Hall	WV	10,450.00
Ello Technology, Inc.	San Francisco	CA	1,112.00
Ellsworth Music Supply & Repair (Ensemble Music)	Ranson	WV	80,630.00
Elmington Farm, LLC	Berryville	VA	2,260.00
Emily Catrambone	Midlothian	VA	1,920.00
Epic All Stars LLC	Martinsburg	WV	1,943.70
Epic Kids Inc.	San Jose	CA	1,068.24
Evolve Pediatric Therapy	Shenandoah Junction	WV	600.00
Excel Education Systems	Minnetonka	MN	14,095.00
Exceptional Steps LLC	Victor	NY	3,799.88
Faithful Hearts Horses and Friends	Winchester	VA	5,730.00
Family Fellowship Co-op	Martinsburg	WV	11,445.00
Family First Myology	Bridgeport	WV	24,340.00
Family Focused Tutors LLC	Williams Bay	WI	3,020.00
Family Martial Arts	Beckley	WV	8,233.65
Feathers Homeschool Service	Kingwood	WV	80.00
Felix Wrestling Academy	Morgantown	WV	2,440.00
Fellowship Baptist Church	Vienna	WV	440.00
Fernando Camargo	Inwood	WV	3,960.00
Firm Foundation Homeschooling Co-Op Corp.	Holden	WV	119,600.39
Fitzpatrick's Music & More	Ravenswood	WV	7,113.00
Flip N Cheer	Kearneysville	WV	62,925.00
Flip Out LLC	Elkins	WV	900.00
Flip-N-Twist Gymnastics	Logan	WV	6,375.00
Focus Prep Tutoring	Harpers Ferry	WV	4,725.00
Foggy Mountain Ranch, LLC	Kingwood	WV	795.00
For The Kids, By George Children's Museum	Martinsburg	WV	2,376.00
Fortress Christian	Temple Terrace	FL	7,490.00
Frederick County Public Schools	Winchester	VA	1,818.00
Frederick East Classical, Inc	Walkersville	MD	4,000.00
Frederick Warriors	Boonsboro	MD	3,200.00
Friends of the Alban Arts Center, Inc.	Saint Albans	WV	500.00
Future Zoologist Academy	Mesa	AZ	408.30
Generation Genius	New York	NY	3,471.00
Gengage Inc.	West Jordan	UT	$199.99

Education Service Provider Payments (Alphabetical)

Education Service Provider Name	City	State	Payments
Gifted Connections Dyslexia Therapy	Falling Waters	WV	$7,630.00
Girl Scouts of Black Diamond Council	Charleston	WV	90.00
Goally	Denver	CO	449.00
Good Vibes Music Studio	Huntington	WV	10,220.00
Gopal's Garden INC	Moundsville	WV	9,712.00
Gorilla Strength and Fitness	Bridgeport	WV	5,250.00
Grace Peiffer	Charles Town	WV	150.00
Gralynn Ventures, LLC	Martinsburg	WV	1,299.72
Greenbrier Valley Explorers, LLC	Lewisburg	WV	400.00
Ground Zero BJJ Bridgeport	Bridgeport	WV	10,800.00
Growing with Farmer	Charleston	WV	720.00
Growth Reading Center	Des Moines	IA	25,935.00
Guitar Lessons By Mountaineer Christian Studios	South Charleston	WV	577.20
Guitar Lessons with Jeff Wade	Charleston	WV	6,160.00
Gym Nest Inc.	Huntington	WV	5,090.00
Hampshire Wellness & Fitness	Romney	WV	1,050.00
Harpers Ferry Speech and Language Therapy	Harpers Ferry	WV	7,990.00
Heather Miller	Calvin	WV	624.00
Heavyweight Music, LLC	Ronceverte	WV	410.00
Hedgesville Mat Club	Martinsburg	WV	500.00
Heidi Stoika	Charles Town	WV	1,860.00
Henson Homestead LLC	Ripley	WV	7,555.00
Heritage Farm Foundation	Huntington	WV	3,791.00
Hoffman Academy LLC	Portland	OR	1,725.00
Holly Williams	Martinsburg	WV	450.00
Home2Teach	Forest	VA	950.00
Homeschool Freedom	Scott Depot	WV	5,960.00
Homeschool Spanish Academy	Spring	TX	918.00
Hoot Reading Inc.	Wilmington	DE	675.00
Horseshoe Heaven on Smith Farm	Scott Depot	WV	1,575.00
HSDL	Provo	UT	883.00
Huntington Children’s Museum	Huntington	WV	1,540.00
Huntington YMCA	Huntington	WV	3,556.00
ibrick	Wilmington	DE	5,121.81
Ignite Learning	Cedar City	UT	3,840.00
Ilana Agbisit	Hedgesville	WV	106.00
Imagination Station Academy LLC	Wallace	WV	15,850.00
In a Heart Beat	Parkersburg	WV	75.00
In Step Dance & Fitness	Nutter Fort	WV	1,594.30
Inquisicook, LLC	Danielsville	GA	199.99
Inspirations Dance Studio, LLC	Martinsburg	WV	990.00
Ivy Kids LLC	Brooklyn	NY	$4,745.85

Education Service Provider Payments (Alphabetical)

Education Service Provider Name	City	State	Payments
Jackson County Board of Education	Ripley	WV	$908.42
Jackson County Children's Choir	Ripley	WV	1,300.00
James Kawasaki	Morgantown	WV	240.00
Jayne O'Hara	Shepherdstown	WV	5,040.00
Jefferson County Board of Education	Charles Town	WV	18,140.92
Jefferson County Little League	Shenandoah Junction	WV	4,209.00
Jessica Wilson	Bruceton Mills	WV	475.00
JMcDonald Industries	Kenna	WV	105.00
Joshua Edward Stapler	Charleston	WV	280.00
Joyful Journey Education Services	Palestine	WV	350.00
Juliana Moore-Strautz Music Lessons	Harpers Ferry	WV	2,205.00
Kanawha County Board of Education	Charleston	WV	5,267.36
Kanawha Piano Gallery, LLC	Charleston	WV	2,130.00
Katelyn Elliott	Camden On Gauley	WV	30.00
Kathleen Phillips LLC	Wheeling	WV	240.00
Kathryn Morton	Charleston	WV	20,340.00
Kids' Club Spanish School	Goodyear	AZ	522.00
Kimberly Hill	Mineral Wells	WV	4,750.00
Kimmy Lin	Morgantown	WV	900.00
Kolbe Academy, Inc.	Napa	CA	14,406.98
Kristy Preece	Delbarton	WV	5,280.00
Langhorne Preston	Lewisburg	WV	2,850.00
Language and Literacy Links Dyslexia Services LLC	Huntington	WV	1,397.00
Laura Demarest	Saint Clairsville	OH	270.00
Laurelwood Books	Bluemont	VA	3,744.00
LC Learning Collective	Wheeling	WV	12,080.00
Leaf'd Box	Ventura	CA	7,599.80
Leander Music Academy, LLC	Victor	WV	7,790.00
Leaps of Faith Inc	Bridgeport	WV	5,220.00
Learn How to Sign LLC	Canyon	TX	299.00
LearnFun LLC	Pence Springs	WV	45.00
Legacy Dance Co. LLC	Beckley	WV	2,528.00
Legacy Inc.	St. Petersburg	FL	7,993.00
LessonFace	Aiken	SC	1,783.15
Liam Dardick	Charles Town	WV	1,800.00
Life Pacific University	San Dimas	CA	1,075.00
Lightworks Learning Center	Tyler	TX	4,500.00
Lilacs & Laughter, LLC.	Bluefield	WV	1,293.00
Lily Hannah	Huntington	WV	3,850.00
Linda's Tutoring LLC	Grand Rapids	MI	2,040.00
Lingokids	Brooklyn	NY	1,649.78
Little Minds Speech Therapy	Morgantown	WV	$12,580.00

Education Service Provider Payments (Alphabetical)

Education Service Provider Name	City	State	Payments
Liz's Lessons LLC Piano/Voice Studio	Charlotte	NC	$13,207.00
LoCasto Piano and Instrument Lessons	Clarksburg	WV	48,610.00
Lois Gail Fisher	Hurricane	WV	4,920.00
Lotus & Ivy	Sacramento	CA	12,338.00
Loucinda Copley Portfolio Reviews	Bluefield	WV	490.00
LuminousMinds	Loomis	CA	295.00
Lynnette Young	Clarksburg	WV	480.00
M.A.A.S Training LLC	Moundsville	WV	1,500.00
MadameVoyage Enterprises LLC	Clarksville	MD	545.00
MadeBy, LLC	Hurricane	WV	12,294.30
Marshall University Research Corporation	Huntington	WV	11,500.00
Marshall University Speech and Hearing Center	Huntington	WV	1,172.40
Martinsburg Area Christian Homeschoolers, Inc.	Inwood	WV	4,132.00
Martinsburg-Berkeley County Parks And Recreation Board	Martinsburg	WV	15,921.00
Masterpiece Ballet	Kenna	WV	4,080.00
Math-Center.Org LLC	Dover	DE	96.00
MathOnline Trading	Woodland Hills	CA	5,140.00
Matthew Hudson	Charles Town	WV	2,720.00
Maureen Nisch	Berkeley Springs	WV	1,955.00
Mawhinney Enterprises, LLC	Casselberry	FL	2,519.00
Meghan Mcneeley	Lesage	WV	5,720.00
MEL Science	Edmonds	WA	749.70
Melissa Gray Tutoring	Beckley	WV	2,850.00
Melissa Yowell	Beckley	WV	817.00
Melodie Music Studio	Scott Depot	WV	14,169.00
Messenger Speech Therapy, LLC	Morgantown	WV	3,475.00
Miacademy	Gardnerville	NV	287,504.00
Misti Epling	Louisa	KY	14,770.00
Mitchell Jones	Morgantown	WV	2,000.00
Money Mar Training	Charles Town	WV	31,425.00
Monongalia County Board of Education	Morgantown	WV	3,621.31
Morgan Isley	Helvetia	WV	5,100.00
Morgantown Piano Academy	Morgantown	WV	9,220.00
Mountain Mama Education Services	Parkersburg	WV	2,256.00
Mountain Pathways	Morgantown	WV	790.00
Mountain State Academic Services LLC	Gassaway	WV	550.00
Mountain State Cheer Academy, LLC	Buckhannon	WV	642.00
Mountain Trails Farm LLC	Beaver	WV	547.30
Mountain View Polo, LLC	Charles Town	WV	475.00
Mountaineer Area Council of Boy Scouts of America, Inc.	Wheeling	WV	1,069.00
Mountaineer Homeschool Hub, Inc.	Morgantown	WV	11,602.00
Mounted Blessing, LLC	Lewisburg	WV	$2,045.00

Education Service Provider Payments (Alphabetical)

Education Service Provider Name	City	State	Payments
Moving Mountains Reading & Dyslexia Services	Bridgeton	NJ	$24,200.00
Mr. D Math	Usa ~ San Juan	PR	4,603.00
Music Makers, LLC	Harpers Ferry	WV	2,185.98
MusicIQ	Safety Harbor	FL	149.00
My WriteDay	Parkersburg	WV	559.00
MyFunHomeschool LLC	Windsor	CO	974.00
Mylan Park Properties	Morgantown	WV	4,460.20
Mytek Lab	Minneola	FL	249.00
Natalie Sigety	Charles Town	WV	3,655.00
Native Clinics	Morgantown	WV	1,390.00
Natural Resilience	Morgantown	WV	500.00
Neuralign USA LLC	Monsey	NY	799.00
New Heights Tumbling LLC	Dunlow	WV	1,353.00
New Life Homeshool Tutoring, Corp	Philippi	WV	16,425.00
Next Level Homeschool	Hampton	GA	80.00
Next Level Softball	Man	WV	636.00
Next Level Training, LLC	Beaver	WV	255.00
Nicholas County Board of Education	Summersville	WV	6,772.32
Nicole Gonzalez-Knowlton	Shepherdstown	WV	5,425.00
Nicole Jackson	Myersville	MD	5,375.00
Nicole Jenny	Charleston	WV	425.00
Nicole the Math Lady	Oviedo	FL	1,580.00
No Holds Athletics LLC.	Fairmont	WV	1,150.00
Nomadic Courses LLC	Fruitland	ID	996.00
Nova Jiu Jitsu	Ronceverte	WV	9,035.00
Oak Meadow Inc.	Putney	VT	14,716.50
Old Opera House Theatre Co.	Charles Town	WV	13,302.90
On the Path Golf Academy LLC	Charles Town	WV	1,536.00
On Track School	South Daytona	FL	8,871.07
One True King Sports	Shady Spring	WV	1,033.50
One True King Sports Performance Training	Beckley	WV	13,834.60
Onward Rising LLC	Bondville	VT	1,850.00
OpenLiteracy	Pittsburgh	PA	198.00
Orton Gillingham Dyslexia Tutoring, LLC	Indianapolis	IN	420.00
Outschool	San Francisco	CA	136,850.00
Outside The Box Creation	Sandwich	MA	1,532.85
Paige's Swim School	Marietta	OH	80.00
Paint Creek Farms	Scarbro	WV	500.00
Palace Properties	Ona	WV	4,930.00
Peak Learning LLC	Winchester	VA	8,895.00
Peak Performance Training & Nutrition	Martinsburg	WV	11,000.00
Pediatric Movement Center	Hagerstown	MD	$7,060.00

Education Service Provider Payments (Alphabetical)

Education Service Provider Name	City	State	Payments
PF High School, LLC	Nashville	TN	$138,307.30
Piano at Hammusic	Vienna	WV	8,984.00
PianoMusicality	Middletown	VA	914.00
Pierpont Community & Technical College	Fairmont	WV	2,475.00
Pinnacle Karate Center	Hurricane	WV	201.00
Playology Pediatric Therapy	Bridgeport	WV	2,340.00
Pocahontas County Board of Education	Buckeye	WV	752.48
Portfolio Reviews	Charles Town	WV	1,140.00
Preston County Board of Education	Kingwood	WV	487.50
Prism Labs LLC	Charlotte	NC	96.00
Pro Performance RX	Morgantown	WV	1,605.00
Prodigy Education (U.S.) Inc.	Wilmington	DE	10,016.00
Professional Therapy Services	Charleston	WV	7,440.00
Pugh Farms LLC	Morgantown	WV	7,550.00
Raddish Kids Inc.	Ossining	NY	600.00
Randall G and Mary K Clarke	Bluefield	WV	1,440.00
Rayme's Piano Studio	Salem	WV	6,020.00
Reading Strategist	Murfreesboro	TN	900.00
Rebecca Bobincheck	Lakewood	CO	12,520.00
Regents of the Mercersburg College	Mercersburg	PA	10,535.54
Renewed Hope Tutoring	Clayton	GA	5,680.00
Renzo Gracie Martinsburg	Martinsburg	WV	20,500.00
Revolution Gymnastics	Cross Lanes	WV	21,137.00
Revolution Prep LLC	Culver City	CA	1,173.00
Rhythm N Motion Dance Studio	Martinsburg	WV	12,531.10
Rhythms of Grace	Beckley	WV	47,680.92
Ride-On Ranch Equine Assisted Therapies, LLC	Lovettsville	VA	4,850.00
Rikki McCormick	Saint Albans	WV	2,000.00
River & Trail Outfitters	Harpers Ferry	WV	4,600.00
Robert Shafer Guitar Lessons	Charleston	WV	4,950.00
Robyn Liddell	Harpers Ferry	WV	2,100.00
Rock Oak Ed Services	Shanks	WV	1,250.00
Rooted Therapy LLC	Franklin	WV	2,340.00
RoxStar Dyslexia Tutoring, LLC	New Cumberland	WV	4,200.00
Rural Church Development Alliance	Daniels	WV	1,700.00
Sacred Heart Montessori	Charles Town	WV	140.00
Saint James Catholic Church	Charles Town	WV	13,065.00
Sam's Soccer Coaching	Barboursville	WV	3,402.62
Samuel Walls	Kearneysville	WV	10,640.00
Santini Educational Consulting LLC	Harpers Ferry	WV	4,280.00
Sarah Torre	Charles Town	WV	11,970.00
Savannah Miller	Summersville	WV	$2,250.00

Education Service Provider Payments (Alphabetical)

Education Service Provider Name	City	State	Payments
SBTSS LLC	Clemmons	NC	$229.00
Science Mom LLC	Roanoke	VA	950.00
Seekna Company LLC	Huntington	WV	8,259.40
Seton Home Study School	Front Royal	VA	1,270.00
Shepherd University	Shepherdstown	WV	34,275.51
Shepherdstown Hoops	Shepherdstown	WV	8,190.00
Sherwood Kids LLC	San Tan Valley	AZ	984.79
Sienna Rock Stables	Harpers Ferry	WV	2,640.00
Sign Language 101	Austin	TX	1,675.05
Silicon Valley High School	Las Vegas	NV	250.00
Silverdale Studios	Beckley	WV	2,450.00
Sit With Me Functional Nutrition LLC	Neola	UT	810.00
SkyClimb Sensory Development Center	Winchester	VA	8,500.00
SkyRiver Outdoor Schools	Orem	UT	1,926.00
Smarter by 1 Degree	Dallas	TX	1,245.00
Solsbury Hill Farm	Harpers Ferry	WV	25,930.00
Special Education Resource LLC	Higley	AZ	3,003.00
Spectrum Jiu Jitsu	Kearneysville	WV	62,603.60
Speech Sprouts LLC	Inwood	WV	1,090.00
Spencer Hill	Ripley	WV	3,010.00
Splatter & Sprout LLC	White Sulphur Springs	WV	397.50
Spotlight Dance & Acrobatics	Charleston	WV	2,550.00
St. Francis de Sales Catholic Church	Purcellville	VA	14,850.00
Starlight Creative Arts Studio	Charles Town	WV	375.00
Starz Performing Art Academy	Bluefield	WV	4,081.00
Steady Steps Learning, LLC	Ravenswood	WV	360.00
Stellar Athletics LLC	Lewisburg	WV	2,400.00
STEMForce Academy LLC	Martinsburg	WV	2,421.92
STEMPACT WV Corp.	Moorefield	WV	550.00
Stephanie Johnson	Hedgesville	WV	1,375.00
Steubenville City Schools	Steubenville	OH	219,913.12
Story Finders Books	North Richland Hills	TX	109.00
Studio 88	Orma	WV	900.00
StudyPad, Inc.	San Francisco	CA	263.78
Subscription Box Kids	Sandwich	MA	1,451.65
Suibukan of WV	Clarksburg	WV	4,150.00
Summers County Performing Arts	Hinton	WV	15,010.00
Sunny Days Speech Therapy	Charles Town	WV	7,850.00
Supercharged Science and Math	Austin	TX	1,639.00
Sutherland Sluggers, LLC	Harpers Ferry	WV	200.00
Sylvan Learning of Garrett County	Mchenry	MD	3,675.00
T&J Farms	Parkersburg	WV	$2,400.00

Education Service Provider Payments (Alphabetical)

Education Service Provider Name	City	State	Payments
Teach Me Truth	Gladwin	MI	$439.00
Teaching Textbooks	Oklahoma City	OK	6,122.90
TeenPact Leadership Schools	Richmond	VA	1,990.00
Terry Gruber	Shanks	WV	1,600.00
Tessie Henry	Gallipolis Ferry	WV	960.00
The Academic Success Center of Kentucky LLC	Frankfort	KY	838.95
The Animation Course, LLC	Colbert	WA	5,060.00
The Autism Oasis	Murrieta	CA	3,990.00
The Bingen School	Morgantown	WV	12,727.65
The Dance Factory LLC	Buckhannon	WV	15,364.00
The Developmental Advantage	Charleston	WV	13,424.92
The Guild, LLC.	Weston	WV	834.60
The Hive Entertainment Zone, LLC	Bridgeport	WV	2,676.07
The IDEA Center	Wheeling	WV	12,100.00
The Keystone School	Reston	VA	8,728.00
The Learning Nest	Martinsburg	WV	4,929.00
The Martinsburg Rock School	Martinsburg	WV	150.00
The Master's Piece Studio	Oak Hill	WV	3,957.30
The Productive Place	Bruceton Mills	WV	120.00
The Reading Clinic LLC	Cape Neddick	ME	1,800.00
The Reading Fairy	Lubbock	TX	1,446.73
The Rickman Studio	Martinsburg	WV	7,048.00
The Road and You Together Driving School	Martinsburg	WV	8,538.00
The Write Journey LLC	Indian Land	SC	420.00
Therapy Services, LLC	Morgantown	WV	5,545.00
Theresa Koon	Ona	WV	1,275.00
Thinking, Learning, Growing	Charles Town	WV	2,315.00
Thinkwell Corporation	Austin	TX	169.00
Thomas enterprise	Lothian	MD	5,258.00
Time4Learning	Dallas	TX	51,881.05
Tina's Dance Studio-One	Parkersburg	WV	3,247.45
TMK Martial Arts	Hurricane	WV	550.00
Townsend Piano Studio	Moorefield	WV	1,000.00
TPW Inc (Super Teacher Worksheets)	Tonawanda	NY	673.65
Trinity Learning Center	Fayetteville	WV	57,984.00
Tri-State Homeschool Athletics Inc	Kenova	WV	1,175.00
Tri-State Myofunctional Therapy	Hagerstown	MD	1,065.00
Tri-State STEMM Early College High School	South Point	OH	5,267.38
Troll Knoll Equine	Hedgesville	WV	4,045.00
True Impact Dance Studio	Huntington	WV	9,343.96
Tutoring 304	Bridgeport	WV	480.00
Tutoring by Melena Lawson	Bluefield	WV	$3,385.80

Education Service Provider Payments (Alphabetical)

Education Service Provider Name	City	State	Payments
Unlock Math	Lagrange	GA	$2,093.00
Unlocked Potential, PLLC	Fairmont	WV	12,057.07
Unlocking Potential Educational Services, LLC	Dunlap	TN	915.00
Valentine Tutoring	Charleston	WV	4,610.00
Valerie Welch	Martinsburg	WV	6,160.00
Valley Ridge Farm, Inc	Masontown	WV	600.00
Virginia Vision Therapy Center	Winchester	VA	9,357.50
Wandering Oak LLC	Shepherdstown	WV	30,520.00
Warner Music School	Lewisburg	WV	2,692.00
Washington County Museum of Fine Arts	Hagerstown	MD	400.00
Washington County Public Schools	Hagerstown	MD	2,633.69
Water Boys LLC	Winchester	VA	419.99
We Are Kid Fit LLC	Barboursville	WV	12,289.00
Well Trained Mind Academy	Charles City	VA	16,870.00
West Karate	Weirton	WV	1,584.00
West Logan Church	Logan	WV	287,923.76
West Virginia Highland Dancers	Elkins	WV	2,739.20
West Virginia State University	Institute	WV	1,250.00
West Virginia University Parkersburg	Parkersburg	WV	1,350.00
West Virginia Youth Symphony	Charleston	WV	2,875.00
Wheeling Park Commission	Wheeling	WV	4,128.50
Whole Child Tutoring and Coaching	Morgantown	WV	59,561.00
Wild & Wonderful Enrichment	Moorefield	WV	140.00
Wild & Wonderful Forest School Corporation	Charleston	WV	24,735.00
Wildlife & Discovery Center of West Virginia Co.	Hurricane	WV	2,476.00
Williamsburg Academy	St. George	UT	30,668.00
Wilson Hill Academy LLC	Austin	TX	5,125.00
Wind Dance Farm & Earth Education Center	Berkeley Springs	WV	52,293.00
Without Limits, Speech Therapy of Winchester	Winchester	VA	25,162.00
Witty Ideas by Laura LyAn	Rainelle	WV	7,002.60
Wonder Crate LLC	New York	NY	762.85
WV Elite TKD	Keyser	WV	150.00
WV Homeschool Portfolio Reviews LLC	Philippi	WV	9,286.00
Yoga in Color LLC	Shepherdstown	WV	390.55
Young Educational & Administrative Support Service	White Oak	WV	3,515.00
Young Men's Christian Association (YMCA) of Southern West Virginia	Beckley	WV	3,195.00
Zavala String Studio	Charles Town	WV	6,460.00
Zinggs Karate Center	Ranson	WV	5,728.00
Zoological Society of Cincinnati	Cincinnati	OH	162.00
Zoology Zone Science Center	Hurricane	WV	7,385.00
Total Education Service Provider Payments			**$4,674,075.72**

Total TheoPay Spending (by Vendor)

Vendor Name	Total Spending
42 Electronics	$4,380.20
A Gentle Feast	1,880.17
A to Z for Moms Like Me	538.00
Aardvark's Horticulture Adventure	18,884.08
ABC Crate	9,039.39
Abeka	207,288.41
Actual Reading	609.77
Adena Montessori	2,233.98
Alison's Montessori	7,267.26
All About Learning Press	63,148.98
All in One Curriculum	3,744.08
Amazon	9,419,040.50
Angelus Press	217.32
Apologia	17,487.00
Art in Action	1,105.00
Art With Lauren	2,322.00
ArtCart	4,930.60
Ascend Learning	609.14
Barton Reading	12,456.15
Beautiful Feet Books	25,672.56
Beyond Personal Finance	1,702.00
BJU Press Homeschool	69,320.00
Blackbird & Company	2,429.85
Bolder Magazine	501.70
Bookshark, LLC	16,726.65
BoomLoom Looms	770.00
BouncyBand	2,408.77
Brave Books	6,314.27
Breaking the Barrier	1,125.00
Brick Math	1,340.60
Brighter Day Press	6,865.46
Calvert Education	2,595.90
Catholic Heritage Curricula	2,809.65
Channie’s Visual Resources	6,840.66
Chicken Scratch	228.29
Christian Light	28,080.29
Christianbook	221,921.43
CircuitMess	2,978.00
Class Creations	2,268.73
Compass Classroom	764.69
Cornerstone Educational Supply	219.07
Corzic Music	$1,947.92

Total TheoPay Spending (by Vendor)

Vendor Name	Total Spending
Craft Tech	$83,931.56
Crafter	2,305.09
Create Art Box	3,075.42
Creator's Craft Crates	48.44
Curiosity Chronicles	855.46
Curriculum Express	3,232.20
Dash Into Learning	468.33
Dave Ramsey Store	3,177.12
Deep Roots and Blooming Shoots	2,872.00
Demme Learning	8,196.84
Denison Algebra	1,225.00
Discovery Toys	4,096.99
Diversity in Toys Inc.	3,232.00
Drews Art Box	2,700.00
Easy Grammar Systems	1,339.81
Easy Peasy Science Labs	11,764.52
eat2explore	8,559.40
Education Mega Store	1,455.87
edZOOcation	74.14
Elephant Learning	3,259.26
Essentials in Writing	9,287.70
Fantastic Games	11,887.75
Fawley Music	17,002.79
Film School 4 Teens	1,630.00
Flip Flop Spanish	984.57
Flynn O'Hara Uniforms	12,421.98
Follett Higher Education Bookstore	1,486.55
Foundation In Sounds	3,850.00
Fun and Function LLC	1,280.51
Futurepreneur	663.00
GeoKidz	2,187.57
German	4,113.33
Global Schoolwear	18,108.69
Global Sprouts	184.99
Grooved Learning	1,348.41
Guide Dots	2,438.75
Hands 4 Building	6,333.61
Handwriting Success	342.15
Harbor & Sprout	3,174.86
Hatching Curiosity	1,418.60
Headline Books	79.79
Heart of Dakota	$8,688.49

Total TheoPay Spending (by Vendor)

Vendor Name	Total Spending
Hewitt Learning	$480.62
Historical Conquest	1,089.06
History Unboxed LLC	10,960.44
Home Science Tools	36,372.58
Home Works for Books	1,083.58
Homeschool Better Together	60.00
Homeschool Complete	2,078.80
Homeschool Languages	9,239.75
Honest History	2,853.29
HP Inc	134,881.90
I'm the Chef Too	26,644.16
Impact Learners	194.61
Innoaddi	24,806.96
Inquisitive Inc	2,239.30
Ivy Kids	2,396.99
KiwiCo	67,903.37
Knowledge Crates	8,630.49
Kolbe Academy	2,903.66
Lakeshore Learning	66,920.71
Landmark Kids	5,706.00
Lands' End	23,792.71
Laurelwood Books	940.92
Lavender VIbes	3,667.60
Leaf'd Box	584.95
Learning A-Z	978.38
LegiLiner	484.43
Lego Education	48,231.59
Lila Bear Explores	306.27
Little Global Citizens	793.55
Logic of English	20,650.14
Mahn Learning	51.90
Master Books	12,596.32
Math Stackers	758.00
Media Angels	112.96
MEL Science	6,689.00
Memoria Press	49,378.62
MiaPlaza, Inc.	18,026.70
Mint and Bloom Learning	136.94
Moco Shirts - Seneca Trail Christian Academy	705.24
Moving Beyond the Page	18,507.23
My Father's World	24,586.62
My WriteDay	$125.08

Total TheoPay Spending (by Vendor)

Vendor Name	Total Spending
My ZOO Box	$15,394.52
Nancy Larson Publications	487.60
National Autism Resources	3,680.32
nature+nurture	4,331.88
Newegg Business	66,088.21
Notes by Charlotte	1,563.00
Notgrass History	495.85
Nuggets of Wisdom	42.68
Oak Meadow Inc.	12,610.86
Office Depot	29,583.19
Oh Hobbies	3,242.56
OnFire Learning	2,169.00
Paiva Education	213.92
PangoBooks	2,339.10
Paper Pie	11,394.16
Picto Kits	337.80
Pinocchio's Books and Toys	558.20
Play ‘n Talk Phonics, Spelling & Typing	1,479.79
Play Piper, LLC	2,102.22
Playful Pitch	163.00
Presidents For Kids	246.45
Pride Reading	2,046.32
Pro 3 Services	4,145.09
Qubits Toy	455.00
Rainbow Resource Center, Inc.	140,380.39
Ram Has Jam Books	49.99
Reading Eggs	15,580.87
Real Science 4 Kids	991.60
Really Good Stuff	6,480.33
RightStart Math	4,240.08
Royal Fireworks Press	965.95
Ruby Reads	505.92
Salt City Sewing Studio	1,079.88
School Specialty	1,506.32
Schoolhouse Discoveries	11,503.18
Seton Books	4,994.70
Shiller Learning	59.85
Shurley Instructional Materials	253.96
SilverDean Solutions	1,727.54
Simply Charlotte Mason	13,400.80
Simply Lettered Studio	1,298.90
Singapore Math	$16,650.21

Total TheoPay Spending (by Vendor)

Vendor Name	Total Spending
Skyriver Outdoor Schools	$323.30
Sonlight Curriculum	58,134.55
St. Augustine Academy Press	162.96
Staples Advantage	93,209.30
STEM 101	199.60
Sweetwater	130,693.07
T is for Tot	3,954.00
Tappity, Inc.	$649.96
The CEO Kid	$632.75
The Classical Cottage	475.00
The Fidget Game	11,365.11
The Gentle + Classical	1,377.87
The Good and The Beautiful	289,486.72
The Homeschool Hive	1,338.41
The Little Virtues	184.98
The Moments At Home	813.36
The Tuttle Twins	54,660.24
Thinking Tree LLC	3,000.00
Threads of Discovery	80.00
Timberdoodle Co	16,623.00
Times Tales	704.32
Tonies US, Inc.	33,857.53
Training Them Wisely	125.93
Treasures From Jennifer	1,591.00
Treehouse Schoolhouse	16,060.21
Upper Story	5,791.56
Veritas Press	13,819.20
Vex Robotics	579.95
Walmart Business	584,655.74
Waseca	2,381.00
We Craft Box	5,171.73
Well Planned Gal	3,028.79
Well Trained Mind	3,416.13
West Virginia Book Company	4,207.13
WinterPromise Publishing	2,983.46
Wonder Crate, LLC	2,392.50
Working the Wood	283.96
Young Music LLC	5,312.99
Total	**$12,817,916.98**

Awarded Applications (by ZIP Code)

ZIP Code	Recipients
24304	<10
24530	<10
24545	<10
24701	81
24712	<10
24714	<10
24716	<10
24724	<10
24726	<10
24731	<10
24733	<10
24736	<10
24739	165
24740	168
24747	26
24801	<10
24811	<10
24815	<10
24818	<10
24828	<10
24830	<10
24839	<10
24844	<10
24850	<10
24860	<10
24870	<10
24872	<10
24873	<10
24874	13
24878	<10
24879	<10
24892	<10
24901	117
24910	46
24915	<10
24916	<10
24918	<10
24920	<10
24925	14
24927	<10
24931	10
24934	<10

ZIP Code	Recipients
24935	<10
24938	27
24941	<10
24943	<10
24944	<10
24946	<10
24951	13
24952	<10
24954	<10
24957	<10
24963	16
24966	<10
24970	46
24974	<10
24976	12
24977	<10
24983	<10
24984	<10
24985	<10
24986	32
24991	<10
25003	20
25009	<10
25015	16
25030	<10
25031	<10
25033	<10
25035	<10
25039	<10
25040	<10
25043	<10
25045	41
25053	36
25054	<10
25057	<10
25059	<10
25061	<10
25063	<10
25064	65
25067	<10
25070	11
25071	130

ZIP Code	Recipients
25075	<10
25076	<10
25081	11
25082	20
25085	<10
25086	<10
25093	<10
25106	<10
25107	<10
25108	<10
25109	<10
25111	<10
25113	<10
25118	<10
25119	<10
25121	<10
25123	24
25124	<10
25125	<10
25126	<10
25130	17
25133	<10
25134	<10
25136	<10
25141	<10
25143	69
25148	<10
25154	<10
25159	21
25161	<10
25162	<10
25164	<10
25165	<10
25168	11
25169	<10
25177	194
25186	<10
25202	18
25203	<10
25208	<10
25213	34
25234	<10

ZIP Code	Recipients
25235	<10
25239	11
25241	12
25243	<10
25244	<10
25245	<10
25247	<10
25248	28
25252	13
25253	10
25259	<10
25260	<10
25261	<10
25262	<10
25264	<10
25265	<10
25266	<10
25267	<10
25268	<10
25270	<10
25271	103
25275	27
25276	51
25286	12
25301	<10
25302	118
25303	76
25304	115
25306	32
25309	169
25311	81
25312	79
25313	148
25314	240
25315	<10
25320	33
25387	16
25401	87
25403	314
25404	222
25405	146
25411	82

ZIP Code	Recipients
25413	92
25414	273
25419	158
25420	58
25422	10
25425	183
25427	205
25428	119
25430	110
25431	<10
25432	<10
25434	<10
25438	38
25442	45
25443	82
25444	<10
25446	22
25501	13
25502	<10
25504	106
25505	<10
25506	11
25507	<10
25508	115
25510	44
25511	<10
25512	<10
25514	24
25515	14
25517	<10
25520	<10
25521	12
25523	<10
25524	19
25526	264
25529	<10
25530	43
25534	<10
25535	35
25537	16
25541	67
25545	52

Awarded Applications (by ZIP Code)

ZIP Code	Recipients
25547	20
25550	36
25555	16
25557	<10
25559	15
25560	165
25564	11
25565	<10
25567	<10
25570	34
25571	16
25573	<10
25601	133
25606	<10
25607	<10
25611	<10
25612	<10
25617	<10
25621	<10
25624	<10
25625	26
25628	<10
25630	<10
25632	<10
25635	<10
25636	<10
25637	<10
25638	18
25639	26
25646	10
25647	12
25649	23
25650	<10
25651	<10
25652	22
25653	<10
25654	<10
25661	26
25669	<10
25670	35
25671	<10
25674	<10

ZIP Code	Recipients
25676	<10
25678	<10
25688	<10
25701	222
25702	39
25703	<10
25704	98
25705	203
25801	317
25812	<10
25813	56
25817	<10
25818	<10
25820	<10
25823	<10
25825	27
25827	26
25831	12
25832	75
25836	<10
25837	<10
25839	12
25840	106
25841	<10
25843	12
25844	<10
25849	<10
25854	<10
25857	<10
25862	<10
25864	<10
25865	14
25866	<10
25868	<10
25871	<10
25873	<10
25876	<10
25878	<10
25880	109
25882	<10
25901	119
25902	<10

ZIP Code	Recipients
25904	<10
25906	<10
25907	<10
25908	<10
25917	19
25918	30
25921	16
25922	<10
25927	<10
25928	<10
25932	<10
25938	<10
25942	<10
25951	27
25962	27
25969	10
25971	22
25972	<10
25976	11
25978	16
25979	21
25981	<10
25984	<10
25986	<10
25989	<10
26003	484
26030	<10
26031	<10
26032	<10
26033	<10
26034	<10
26035	25
26036	<10
26037	37
26038	11
26039	<10
26040	<10
26041	53
26047	20
26055	<10
26059	52
26060	28

ZIP Code	Recipients
26062	212
26070	62
26074	<10
26101	212
26104	197
26105	105
26133	<10
26134	<10
26136	<10
26137	<10
26141	<10
26142	32
26143	35
26146	<10
26147	12
26149	<10
26150	61
26151	<10
26155	17
26159	<10
26160	17
26162	<10
26164	46
26169	<10
26170	18
26175	<10
26180	34
26181	54
26184	21
26187	57
26201	131
26202	<10
26205	22
26206	<10
26208	<10
26209	<10
26217	<10
26218	<10
26224	<10
26230	<10
26234	<10
26237	<10

ZIP Code	Recipients
26238	<10
26241	114
26250	24
26253	29
26254	<10
26257	<10
26259	<10
26260	19
26261	<10
26263	11
26264	<10
26266	<10
26267	<10
26270	<10
26273	<10
26275	<10
26276	<10
26278	<10
26280	<10
26283	18
26287	26
26288	<10
26292	<10
26293	<10
26294	<10
26296	<10
26301	281
26320	<10
26321	<10
26323	<10
26325	<10
26330	164
26334	<10
26335	<10
26337	<10
26338	<10
26342	<10
26343	<10
26346	<10
26347	27
26348	<10
26349	<10

Awarded Applications (by ZIP Code)

ZIP Code	Recipients
26351	19
26354	64
26362	<10
26369	<10
26372	10
26374	<10
26376	<10
26377	<10
26378	52
26384	<10
26385	57
26386	12
26405	17
26408	50
26410	17
26412	<10
26415	16
26416	61
26422	<10
26424	<10
26425	20
26426	40
26430	<10
26431	29
26434	<10
26438	<10
26440	22
26444	41
26447	<10
26448	10
26451	<10
26452	87
26456	10
26501	132
26505	90
26508	420
26519	16
26520	<10
26524	<10
26525	39
26534	<10

ZIP Code	Recipients
26537	54
26541	28
26542	27
26547	24
26554	329
26559	<10
26560	<10
26562	<10
26563	<10
26568	<10
26570	10
26571	22
26572	<10
26575	<10
26576	<10
26581	<10
26582	25
26587	<10
26588	20
26591	10
26601	13
26605	<10
26610	<10
26619	<10
26621	<10
26623	12
26624	17
26627	<10
26629	<10
26636	<10
26638	<10
26651	89
26660	<10
26662	11
26667	<10
26675	<10
26676	<10
26678	10
26679	22
26680	<10
26681	17

ZIP Code	Recipients
26684	<10
26690	<10
26691	<10
26704	52
26705	19
26707	<10
26710	<10
26711	17
26714	<10
26716	<10
26717	<10
26719	12
26722	<10
26726	23
26739	<10
26743	<10
26753	20
26757	26
26763	<10
26764	70
26767	<10
26801	<10
26802	<10
26804	<10
26807	<10
26808	<10
26812	<10
26815	<10
26818	<10
26833	<10
26836	17
26845	<10
26847	16
26851	<10
26852	<10
26855	<10
26865	<10
26866	<10
28410	<10
Total Recipients	**14,486**

Note: For zip codes with less than 10 participants, a <10 is reflected for privacy purposes.

This page is intentionally left blank.